

For Research Use Only

PXMP3 Polyclonal antibody, PBS Only

Catalog Number: 22163-1-PBS



Basic Information

Catalog Number:

22163-1-PBS

Concentration:

1 mg/ml

Source:

Rabbit

Isotype:

IgG

Immunogen Catalog Number:

AG17815

GenBank Accession Number:

BC000661

GeneID (NCBI):

5828

UNIPROT ID:

P28328

Full Name:

peroxisomal membrane protein 3,
35kDa

Calculated MW:

305 aa, 35 kDa

Observed MW:

35-40 kDa

Purification Method:

Antigen affinity purification

Applications

Tested Applications:

WB, IHC, Indirect ELISA

Species Specificity:

human, mouse

Background Information

Storage

Storage:

Store at -80°C.

The product is shipped with ice packs. Upon receipt, store it immediately at -80°C

Storage Buffer:

PBS only, pH7.3

For technical support and original validation data for this product please contact:


T: 4006900926

E: Proteintech-CN@ptglab.com

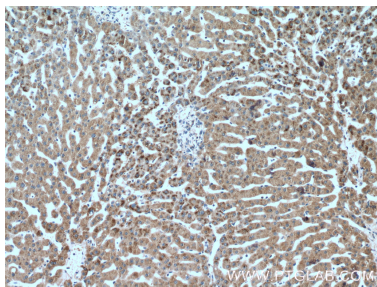
W: ptgcn.com

This product is exclusively available under Proteintech Group brand and is not available to purchase from any other manufacturer.

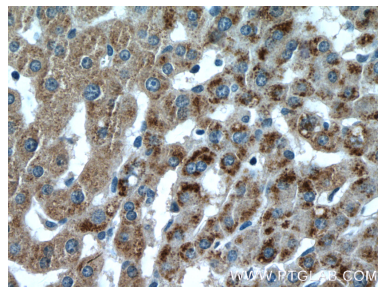
Selected Validation Data



mouse liver tissue were subjected to SDS PAGE followed by western blot with 22163-1-AP (PXMP3 Antibody) at dilution of 1:600 incubated at room temperature for 1.5 hours. This data was developed using the same antibody clone with 22163-1-PBS in a different storage buffer formulation.



Immunohistochemical analysis of paraffin-embedded human liver tissue slide using 22163-1-AP (PXMP3 Antibody) at dilution of 1:200 (under 10x lens). This data was developed using the same antibody clone with 22163-1-PBS in a different storage buffer formulation.



Immunohistochemical analysis of paraffin-embedded human liver tissue slide using 22163-1-AP (PXMP3 Antibody) at dilution of 1:200 (under 40x lens). This data was developed using the same antibody clone with 22163-1-PBS in a different storage buffer formulation.