

For Research Use Only

Podoplanin Polyclonal antibody

Catalog Number: 22099-1-AP



Basic Information

Catalog Number:

22099-1-AP

Size:

550 ug/ml

Source:

Rabbit

Isotype:

IgG

Immunogen Catalog Number:

AG17307

GenBank Accession Number:

BC022812

GeneID (NCBI):

10630

UNIPROT ID:

Q86YL7

Full Name:

podoplanin

Calculated MW:

238 aa, 25 kDa

Observed MW:

43 kDa

Purification Method:

Antigen affinity purification

Recommended Dilutions:

WB 1:500-1:2000

IHC 1:2000-1:8000

IF-P 1:50-1:500

Applications

Tested Applications:

WB, IHC, IF-P, ELISA

Species Specificity:

human

Note-IHC: suggested antigen retrieval with *TE buffer pH 9.0*; (*) Alternatively, antigen retrieval may be performed with *citrate buffer pH 6.0*

Positive Controls:

WB : human brain tissue, human placenta tissue

IHC : human appendicitis tissue, human lymphoma tissue

IF-P : human placenta tissue,

Background Information

Storage

Storage:

Store at -20°C. Stable for one year after shipment.

Storage Buffer:

PBS with 0.02% sodium azide and 50% glycerol pH 7.3.

Aliquoting is unnecessary for -20°C storage

For technical support and original validation data for this product please contact:

T: 4006900926

E: Proteintech-CN@ptglab.com

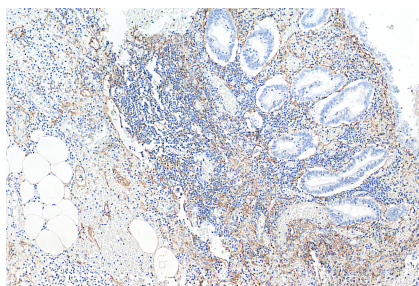
W: ptgcn.com

This product is exclusively available under Proteintech Group brand and is not available to purchase from any other manufacturer.

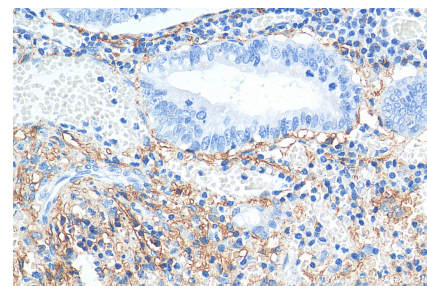
Selected Validation Data



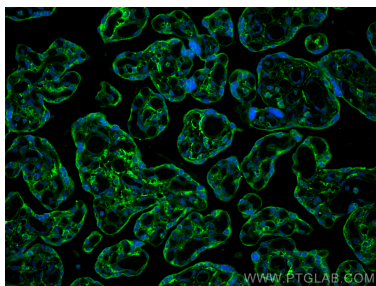
human brain tissue were subjected to SDS PAGE followed by western blot with 22099-1-AP (Podoplanin antibody) at dilution of 1:1000 incubated at room temperature for 1.5 hours.



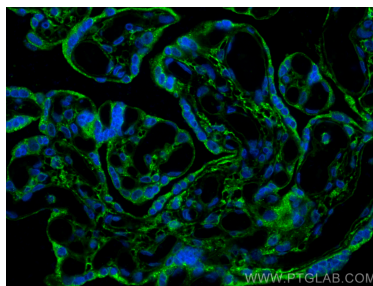
Immunohistochemical analysis of paraffin-embedded human appendicitis tissue slide using 22099-1-AP (Podoplanin antibody) at dilution of 1:4000 (under 10x lens). Heat mediated antigen retrieval with Tris-EDTA buffer (pH 9.0).



Immunohistochemical analysis of paraffin-embedded human appendicitis tissue slide using 22099-1-AP (Podoplanin antibody) at dilution of 1:4000 (under 40x lens). Heat mediated antigen retrieval with Tris-EDTA buffer (pH 9.0).



Immunofluorescent analysis of (4% PFA) fixed paraffin-embedded human placenta tissue using Podoplanin antibody (22099-1-AP) at dilution of 1:200 and CoraLite®488-Conjugated Goat Anti-Rabbit IgG(H+L) (SA00013-2). Heat mediated antigen retrieval with Tris-EDTA buffer (pH 9.0).



Immunofluorescent analysis of (4% PFA) fixed paraffin-embedded human placenta tissue using Podoplanin antibody (22099-1-AP) at dilution of 1:200 and CoraLite®488-Conjugated Goat Anti-Rabbit IgG(H+L) (SA00013-2). Heat mediated antigen retrieval with Tris-EDTA buffer (pH 9.0).