

For Research Use Only

# PIGR Polyclonal antibody, PBS Only

Catalog Number: 22024-1-PBS



## Basic Information

Catalog Number:

22024-1-PBS

Size:

1 mg/ml

Source:

Rabbit

Isotype:

IgG

Immunogen Catalog Number:

AG16876

GenBank Accession Number:

BC110494

GeneID (NCBI):

5284

UNIPROT ID:

P01833

Full Name:

polymeric immunoglobulin receptor

Calculated MW:

764 aa, 83 kDa

Purification Method:

Antigen affinity purification

## Applications

Tested Applications:

IHC, IF-P, Indirect ELISA

Species Specificity:

human, mouse

## Background Information

### Storage

Storage:

Store at -80°C.

The product is shipped with ice packs. Upon receipt, store it immediately at -80°C

Storage Buffer:

PBS Only

For technical support and original validation data for this product please contact:

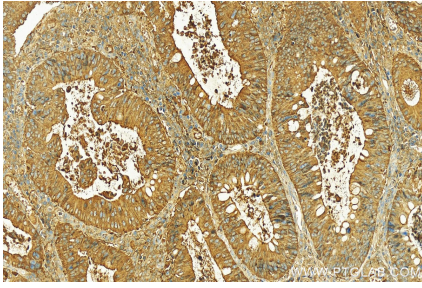
T: 4006900926

E: [Proteintech-CN@ptglab.com](mailto:Proteintech-CN@ptglab.com)

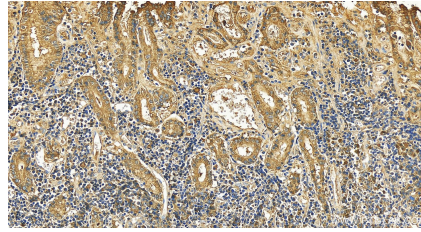
W: [ptgcn.com](http://ptgcn.com)

This product is exclusively available under Proteintech Group brand and is not available to purchase from any other manufacturer.

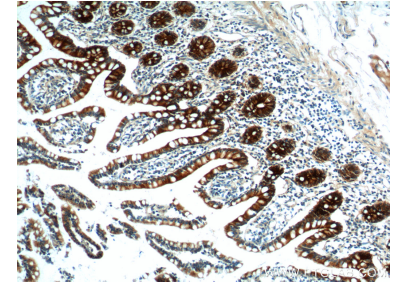
## Selected Validation Data



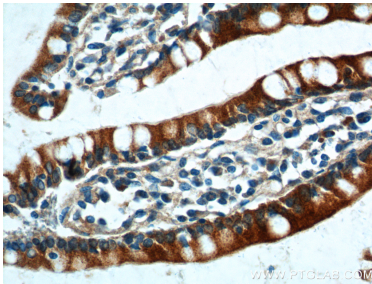
Immunohistochemical analysis of paraffin-embedded Colorectal cancer slide using 22024-1-AP (PIGR antibody) at dilution of 1:200 (under 20x lens). Heat mediated antigen retrieval with Tris-EDTA buffer (pH 9.0). This data was developed using the same antibody clone with 22024-1-PBS in a different storage buffer formulation.



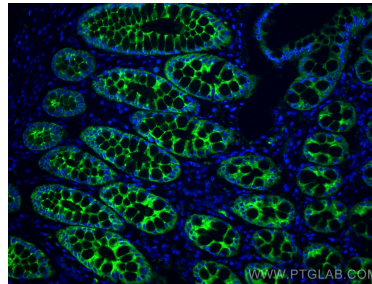
Immunohistochemical analysis of paraffin-embedded human stomach cancer tissue slide using 22024-1-AP (PIGR antibody) at dilution of 1:200 (under 20x lens). Heat mediated antigen retrieval with Tris-EDTA buffer (pH 9.0). This data was developed using the same antibody clone with 22024-1-PBS in a different storage buffer formulation.



Immunohistochemical analysis of paraffin-embedded human small intestine tissue slide using 22024-1-AP (PIGR Antibody) at dilution of 1:200 (under 10x lens). This data was developed using the same antibody clone with 22024-1-PBS in a different storage buffer formulation.



Immunohistochemical analysis of paraffin-embedded human small intestine tissue slide using 22024-1-AP (PIGR Antibody) at dilution of 1:200 (under 40x lens). This data was developed using the same antibody clone with 22024-1-PBS in a different storage buffer formulation.



Immunofluorescent analysis of (4% PFA) fixed human small intestine tissue using PIGR antibody (22024-1-AP) at dilution of 1:200 and Coralite® 488-Conjugated AffiniPure Goat Anti-Rabbit IgG(H+L). This data was developed using the same antibody clone with 22024-1-PBS in a different storage buffer formulation.