

For Research Use Only

# TMEM65 Polyclonal antibody, PBS Only

Catalog Number: 21913-1-PBS

Featured Product



## Basic Information

Catalog Number:

21913-1-PBS

Size:

1 mg/ml

Source:

Rabbit

Isotype:

IgG

Immunogen Catalog Number:

AG15509

GenBank Accession Number:

BC032396

GeneID (NCBI):

157378

UNIPROT ID:

Q6PI78

Full Name:

transmembrane protein 65

Calculated MW:

240 aa, 26 kDa

Observed MW:

20-25 kDa

Purification Method:

Antigen affinity purification

## Applications

Tested Applications:

WB, IHC, IF/ICC, Indirect ELISA

Species Specificity:

human, mouse, rat

## Background Information

### Storage

Storage:

Store at -80°C.

The product is shipped with ice packs. Upon receipt, store it immediately at -80°C

Storage Buffer:

PBS Only

For technical support and original validation data for this product please contact:

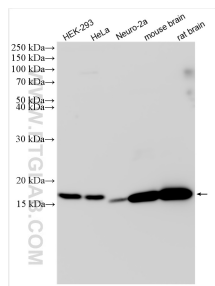
T: 4006900926

E: [Proteintech-CN@ptglab.com](mailto:Proteintech-CN@ptglab.com)

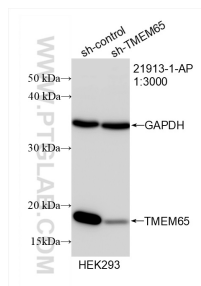
W: [ptgcn.com](http://ptgcn.com)

This product is exclusively available under Proteintech Group brand and is not available to purchase from any other manufacturer.

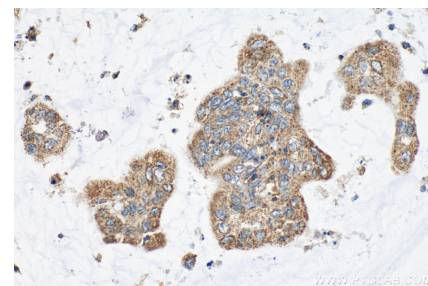
## Selected Validation Data



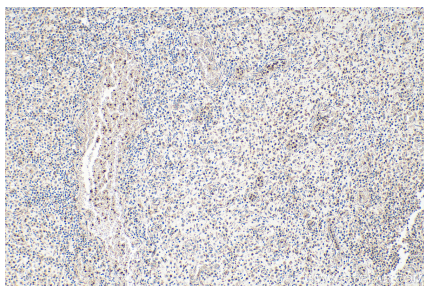
Various lysates were subjected to SDS PAGE followed by western blot with 21913-1-AP (TMEM65 antibody) at dilution of 1:10000 incubated at room temperature for 1.5 hours. This data was developed using the same antibody clone with 21913-1-PBS in a different storage buffer formulation.



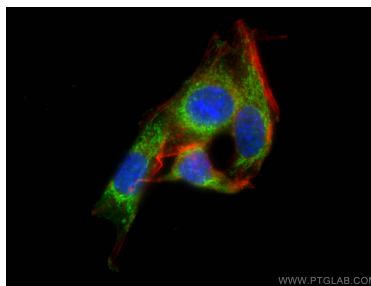
WB result of TMEM65 antibody (21913-1-AP; 1:3000; incubated at room temperature for 1.5 hours) with sh-Control and sh-TMEM65 transfected HEK-293 cells. This data was developed using the same antibody clone with 21913-1-PBS in a different storage buffer formulation.



Immunohistochemical analysis of paraffin-embedded human colon cancer tissue slide using 21913-1-AP (TMEM65 antibody) at dilution of 1:1000 (under 40x lens). Heat mediated antigen retrieval with Tris-EDTA buffer (pH 9.0). This data was developed using the same antibody clone with 21913-1-PBS in a different storage buffer formulation.



Immunohistochemical analysis of paraffin-embedded human colon cancer tissue slide using 21913-1-AP (TMEM65 antibody) at dilution of 1:1000 (under 10x lens). Heat mediated antigen retrieval with Tris-EDTA buffer (pH 9.0). This data was developed using the same antibody clone with 21913-1-PBS in a different storage buffer formulation.



Immunofluorescent analysis of (4% PFA) fixed NIH/3T3 cells using TMEM65 antibody (21913-1-AP) at dilution of 1:400 and CoraLite® 488-Conjugated AffiniPure Goat Anti-Rabbit IgG(H+L), CL594-Phalloidin (red). This data was developed using the same antibody clone with 21913-1-PBS in a different storage buffer formulation.