

For Research Use Only

PRMT7 Polyclonal antibody, PBS Only

Catalog Number: 21688-1-PBS



Basic Information

Catalog Number: 21688-1-PBS	GenBank Accession Number: BC000146	Purification Method: Antigen affinity purification
Size: 1 mg/ml	GeneID (NCBI): 54496	
Source: Rabbit	UNIPROT ID: Q9NVM4	
Isotype: IgG	Full Name: protein arginine methyltransferase 7	
Immunogen Catalog Number: AG16269	Calculated MW: 78 kDa	
	Observed MW: 73-78 kDa	

Applications

Tested Applications:
WB, IP, Indirect ELISA

Species Specificity:
human, mouse

Background Information

Protein arginine methyltransferases (PRMTs) are responsible for arginine methylation of histone or nonhistone proteins to regulate diverse biological processes, including cell proliferation, differentiation and senescence. PRMT7 is expressed in both embryonic stem and germ cells and is implicated in maintenance of muscle stem cell function. overexpression of PRMT7 has been associated with cancer metastasis. PRMT7 automethylation at residue R531 was reported to enhance breast cancer metastasis.

Storage

Storage:
Store at -80°C.
The product is shipped with ice packs. Upon receipt, store it immediately at -80°C

Storage Buffer:
PBS Only

For technical support and original validation data for this product please contact:


T: 4006900926

E: Proteintech-CN@ptglab.com

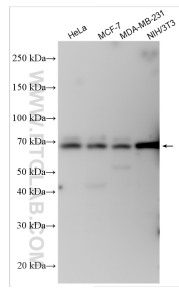
W: ptgcn.com

This product is exclusively available under Proteintech Group brand and is not available to purchase from any other manufacturer.


Selected Validation Data



NIH/3T3 cells were subjected to SDS PAGE followed by western blot with 21688-1-AP (PRMT7 antibody) at dilution of 1:2000 incubated at room temperature for 1.5 hours. This data was developed using the same antibody clone with 21688-1-PBS in a different storage buffer formulation.



Various lysates were subjected to SDS PAGE followed by western blot with 21688-1-AP (PRMT7 antibody) at dilution of 1:3000 incubated at room temperature for 1.5 hours. This data was developed using the same antibody clone with 21688-1-PBS in a different storage buffer formulation.



IP result of anti-PRMT7 (IP:21688-1-AP, 4ug; Detection:21688-1-AP 1:1000) with HeLa cells lysate 1400 ug. This data was developed using the same antibody clone with 21688-1-PBS in a different storage buffer formulation.