

For Research Use Only

FAM190B Polyclonal antibody, PBS Only

Catalog Number: 21078-1-PBS



Basic Information

Catalog Number: 21078-1-PBS	GenBank Accession Number: BC030528	Purification Method: Antigen affinity purification
Concentration: 1 mg/ml	GeneID (NCBI): 54462	
Source: Rabbit	UNIPROT ID: Q9H7U1	
Isotype: IgG	Full Name: KIAA1128	
Immunogen Catalog Number: AG15281	Calculated MW: 834 aa, 94 kDa	
	Observed MW: 63 kDa	

Applications

Tested Applications:
WB, IHC, Indirect ELISA

Species Specificity:
human, mouse

Background Information

FAM190B (Family with sequence similarity 190, member B), also known as Gcap14, CCSER2, KIAA1128, NPD012, is a CC domain-containing protein with multiple isoforms generated by alternative splicing that functions as an MAP. FAM190B is a microtubule plus-end-tracking protein and as a regulator of microtubule dynamics during neurodevelopment (PMID: 36795749).

Storage

Storage:
Store at -80°C.
The product is shipped with ice packs. Upon receipt, store it immediately at -80°C

Storage Buffer:
PBS only, pH7.3

For technical support and original validation data for this product please contact:

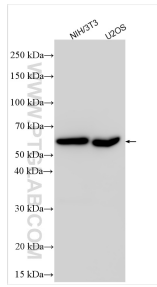
T: 4006900926

E: Proteintech-CN@ptglab.com

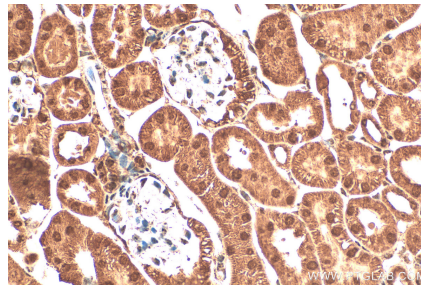
W: ptgcn.com

This product is exclusively available under Proteintech Group brand and is not available to purchase from any other manufacturer.

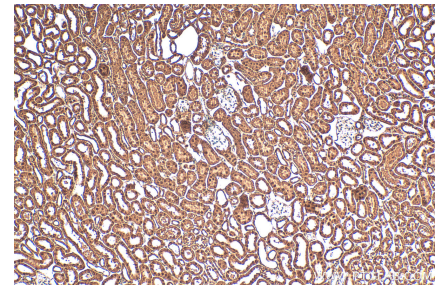
Selected Validation Data



Various lysates were subjected to SDS PAGE followed by western blot with 21078-1-AP (FAM190B antibody) at dilution of 1:4000 incubated at room temperature for 1.5 hours. This data was developed using the same antibody clone with 21078-1-PBS in a different storage buffer formulation.



Immunohistochemical analysis of paraffin-embedded mouse kidney tissue slide using 21078-1-AP (FAM190B antibody) at dilution of 1:200 (under 40x lens). Heat mediated antigen retrieval with Tris-EDTA buffer (pH 9.0). This data was developed using the same antibody clone with 21078-1-PBS in a different storage buffer formulation.



Immunohistochemical analysis of paraffin-embedded mouse kidney tissue slide using 21078-1-AP (FAM190B antibody) at dilution of 1:200 (under 10x lens). Heat mediated antigen retrieval with Tris-EDTA buffer (pH 9.0). This data was developed using the same antibody clone with 21078-1-PBS in a different storage buffer formulation.