

For Research Use Only

C7orf58 Polyclonal antibody, PBS Only

Catalog Number: 20924-1-PBS



Basic Information

Catalog Number:

20924-1-PBS

Concentration:

1 mg/ml

Source:

Rabbit

Isotype:

IgG

Immunogen Catalog Number:

AG15193

GenBank Accession Number:

BC030538

GeneID (NCBI):

79974

UNIPROT ID:

A4D0V7

Full Name:

chromosome 7 open reading frame 58

Calculated MW:

1026 aa, 117 kDa

Observed MW:

89 kDa

Purification Method:

Antigen affinity purification

Applications

Tested Applications:

WB, IHC, IF/ICC, Indirect ELISA

Species Specificity:

human

Background Information

Storage

Storage:

Store at -80°C.

The product is shipped with ice packs. Upon receipt, store it immediately at -80°C

Storage Buffer:

PBS only, pH7.3

For technical support and original validation data for this product please contact:


T: 4006900926

E: Proteintech-CN@ptglab.com

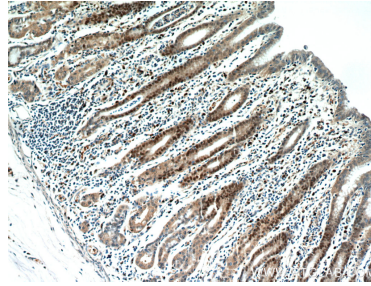
W: ptgcn.com

This product is exclusively available under Proteintech Group brand and is not available to purchase from any other manufacturer.

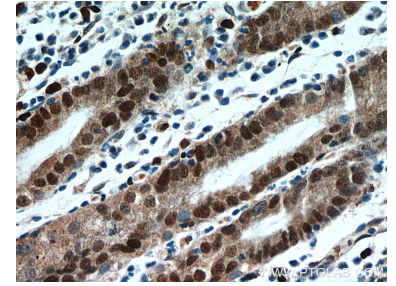
Selected Validation Data



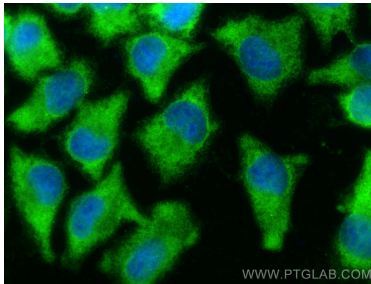
A375 cells were subjected to SDS PAGE followed by western blot with 20924-1-AP (C7orf58 antibody) at dilution of 1:500 incubated at room temperature for 1.5 hours. This data was developed using the same antibody clone with 20924-1-PBS in a different storage buffer formulation.



Immunohistochemical analysis of paraffin-embedded human stomach using 20924-1-AP (C7orf58 antibody) at dilution of 1:100 (under 10x lens). This data was developed using the same antibody clone with 20924-1-PBS in a different storage buffer formulation.



Immunohistochemical analysis of paraffin-embedded human stomach using 20924-1-AP (C7orf58 antibody) at dilution of 1:100 (under 40x lens). This data was developed using the same antibody clone with 20924-1-PBS in a different storage buffer formulation.



Immunofluorescent analysis of (-20°C Ethanol) fixed A375 cells using C7orf58 antibody (20924-1-AP) at dilution of 1:400 and CoraLite®488-Conjugated Goat Anti-Rabbit IgG(H+L) (SA00013-2). This data was developed using the same antibody clone with 20924-1-PBS in a different storage buffer formulation.