

For Research Use Only

GRINA Polyclonal antibody, PBS Only

Catalog Number: 20851-1-PBS



Basic Information

Catalog Number:

20851-1-PBS

Source:

Rabbit

Isotype:

IgG

Immunogen Catalog Number:

AG14716

GenBank Accession Number:

BC041788

GeneID (NCBI):

2907

UNIPROT ID:

Q7Z429

Full Name:

glutamate receptor, ionotropic, N-methyl D-aspartate-associated protein 1 (glutamate binding)

Calculated MW:

371 aa, 41 kDa

Observed MW:

49 kDa

Purification Method:

Antigen affinity purification

Applications

Tested Applications:

WB, IHC, Indirect ELISA

Species Specificity:

human

Background Information

Glutamate Receptor Ionotropic NMDA-Associated Protein 1 (GRINA, also known as TMBIM3) is a transmembrane protein involved in calcium homeostasis and cell survival. It plays a crucial role in regulating intracellular calcium levels, which are essential for processes such as cell survival, neurotransmitter release, and apoptosis (PMID: 32124700). GRINA also involves vesicle transport and sorting, particularly in secretory cells like neurons and mammary glands (PMID: 31426446). Additionally, GRINA has been implicated in regulating aerobic glycolysis and tumor progression in gastric cancer (PMID: 30541591).

Storage

Storage:

Store at -80°C.

The product is shipped with ice packs. Upon receipt, store it immediately at -80°C

Storage Buffer:

PBS only, pH7.3

For technical support and original validation data for this product please contact:

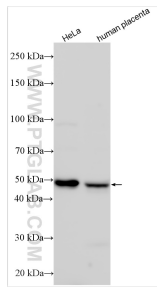
T: 4006900926

E: Proteintech-CN@ptglab.com

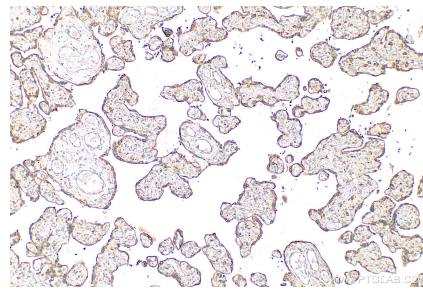
W: ptgcn.com

This product is exclusively available under Proteintech Group brand and is not available to purchase from any other manufacturer.

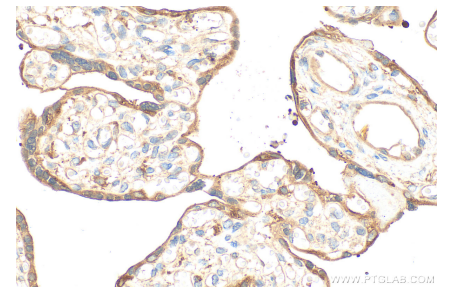
Selected Validation Data



Various lysates were subjected to SDS PAGE followed by western blot with 20851-1-AP (GRINA antibody) at dilution of 1:6000 incubated at room temperature for 1.5 hours. This data was developed using the same antibody clone with 20851-1-PBS in a different storage buffer formulation.



Immunohistochemical analysis of paraffin-embedded human placenta tissue slide using 20851-1-AP (GRINA antibody) at dilution of 1:600 (under 10x lens). Heat mediated antigen retrieval with Tris-EDTA buffer (pH 9.0). This data was developed using the same antibody clone with 20851-1-PBS in a different storage buffer formulation.



Immunohistochemical analysis of paraffin-embedded human placenta tissue slide using 20851-1-AP (GRINA antibody) at dilution of 1:600 (under 40x lens). Heat mediated antigen retrieval with Tris-EDTA buffer (pH 9.0). This data was developed using the same antibody clone with 20851-1-PBS in a different storage buffer formulation.