

For Research Use Only

ZNF346 Polyclonal antibody

Catalog Number: 20794-1-AP

Featured Product

1 Publications



Basic Information

Catalog Number:

20794-1-AP

Size:

600 µg/ml

Source:

Rabbit

Isotype:

IgG

Immunogen Catalog Number:

AG14585

GenBank Accession Number:

BC007775

GeneID (NCBI):

23567

UNIPROT ID:

Q9UL40

Full Name:

zinc finger protein 346

Calculated MW:

294 aa, 33 kDa

Observed MW:

36 kDa

Purification Method:

Antigen affinity purification

Recommended Dilutions:

WB 1:1000-1:4000

IHC 1:20-1:200

IF/ICC 1:50-1:500

Applications

Tested Applications:

WB, IHC, IF/ICC, ELISA

Cited Applications:

WB

Species Specificity:

human, mouse, rat

Cited Species:

human

Note-IHC: suggested antigen retrieval with TE buffer pH 9.0; (*) Alternatively, antigen retrieval may be performed with citrate buffer pH 6.0

Positive Controls:

WB : human brain tissue,

IHC : human testis tissue, human placenta tissue

IF/ICC : A549 cells,

Background Information

Notable Publications

Author	Pubmed ID	Journal	Application
Qihang Peng	36834567	Int J Mol Sci	WB

Storage

Storage:

Store at -20°C. Stable for one year after shipment.

Storage Buffer:

PBS with 0.02% sodium azide and 50% glycerol pH 7.3.

Aliquoting is unnecessary for -20°C storage

For technical support and original validation data for this product please contact:


T: 4006900926

E: Proteintech-CN@ptglab.com

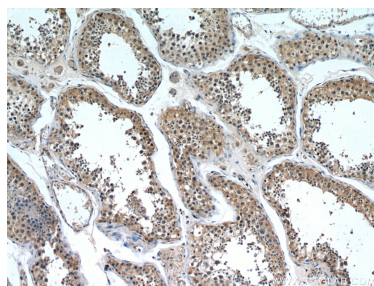
W: ptgcn.com

This product is exclusively available under Proteintech Group brand and is not available to purchase from any other manufacturer.

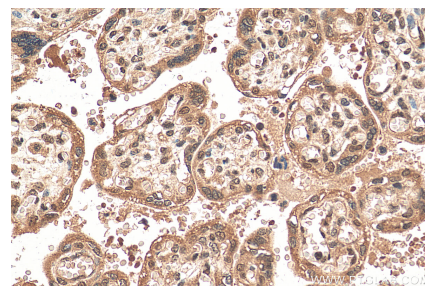
Selected Validation Data



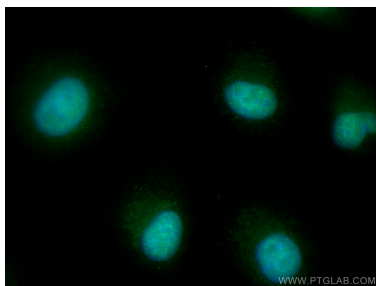
human brain tissue were subjected to SDS PAGE followed by western blot with 20794-1-AP (ZNF346 antibody) at dilution of 1:2000 incubated at room temperature for 1.5 hours.



Immunohistochemical analysis of paraffin-embedded human testis using 20794-1-AP (ZNF346 antibody) at dilution of 1:100 (under 10x lens).



Immunohistochemical analysis of paraffin-embedded human placenta tissue slide using 20794-1-AP (ZNF346 antibody) at dilution of 1:200 (under 40x lens). Heat mediated antigen retrieval with Tris-EDTA buffer (pH 9.0).



Immunofluorescent analysis of (4% PFA) fixed A549 cells using ZNF346 antibody (20794-1-AP) at dilution of 1:200 and CoraLite® 488-Conjugated AffiniPure Goat Anti-Rabbit IgG(H+L).