

For Research Use Only

TMEM165 Polyclonal antibody

Catalog Number: 20485-1-AP

8 Publications



Basic Information

Catalog Number:

20485-1-AP

Size:

550 ug/ml

Source:

Rabbit

Isotype:

IgG

Immunogen Catalog Number:

AG14362

GenBank Accession Number:

BC003545

GeneID (NCBI):

55858

UNIPROT ID:

Q9HC07

Full Name:

transmembrane protein 165

Calculated MW:

324 aa, 35 kDa

Observed MW:

35-40 kDa

Purification Method:

Antigen affinity purification

Recommended Dilutions:

WB 1:1000-1:6000

IP 0.5-4.0 ug for 1.0-3.0 mg of total protein lysate

IF/ICC 1:400-1:1600

Applications

Tested Applications:

WB, IF/ICC, IP, ELISA

Cited Applications:

WB, IHC, IF

Species Specificity:

human, mouse, rat

Cited Species:

human, mouse

Positive Controls:

WB : Jurkat cells, HeLa cells

IP : HeLa cells,

IF/ICC : HeLa cells, Jurkat cells

Background Information

Thiopurine methyltransferase or thiopurine S-methyltransferase (TPMT), a member of methyltransferase superfamily, is an enzyme involved in the normal metabolic inactivation of thiopurine drugs such as azathioprine, 6-mercaptopurine and 6-thioguanine. These drugs are generally used as immunosuppressants or cytotoxic drugs and are prescribed for a variety of clinical conditions including leukemia, autoimmune disease and organ transplantation. Defects in the TPMT gene leads to decreased methylation and decreased inactivation of 6MP leading to enhanced bone marrow toxicity which may cause myelosuppression, anemia, bleeding tendency, leukopenia and infection.

Notable Publications

Author	Pubmed ID	Journal	Application
Jee-San Lee	30015898	Oncol Rep	WB
Timothy A Reinhardt	24530912	Biochem Biophys Res Commun	WB
Jiri Stribny	32047108	J Biol Chem	WB

Storage

Storage:

Store at -20°C. Stable for one year after shipment.

Storage Buffer:

PBS with 0.02% sodium azide and 50% glycerol pH 7.3.

Aliquoting is unnecessary for -20°C storage

For technical support and original validation data for this product please contact:


T: 4006900926

E: Proteintech-CN@ptglab.com

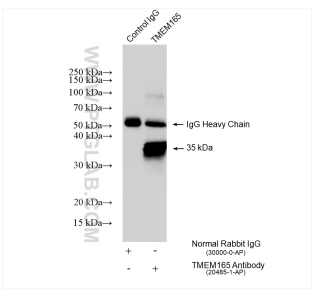
W: ptgcn.com

This product is exclusively available under Proteintech Group brand and is not available to purchase from any other manufacturer.

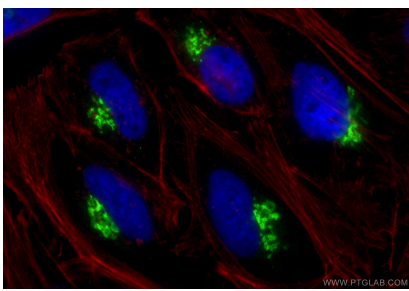
Selected Validation Data



Jurkat cells were subjected to SDS PAGE followed by western blot with 20485-1-AP (TMEM165 antibody) at dilution of 1:3000 incubated at room temperature for 1.5 hours.



IP result of anti-TMEM165 (IP:20485-1-AP, 4ug; Detection:20485-1-AP 1:1000) with HeLa cells lysate 1750 ug.



Immunofluorescent analysis of (4% PFA) fixed HeLa cells using TMEM165 antibody (20485-1-AP) at dilution of 1:800 and Multi-rAb CoraLite® Plus 488-Goat Anti-Rabbit Recombinant Secondary Antibody (H+L) (RGAR002), CL594-phalloidin (red).