

For Research Use Only

# TMEM204 Polyclonal antibody

Catalog Number:20479-1-AP



## Basic Information

Catalog Number:

20479-1-AP

Source:

Rabbit

Isotype:

IgG

Immunogen Catalog Number:

AG14353

GenBank Accession Number:

BC004932

GeneID (NCBI):

79652

UNIPROT ID:

Q9BSN7

Full Name:

transmembrane protein 204

Calculated MW:

226 aa, 25 kDa

Observed MW:

24-30 kDa

Purification Method:

Antigen affinity purification

Recommended Dilutions:

WB: 1:500-1:1000

IP: 0.5-4.0 ug for 1.0-3.0 mg of total protein lysate

IHC: 1:50-1:500

## Applications

Tested Applications:

WB, IHC, IP, ELISA

Species Specificity:

human

**Note-IHC: suggested antigen retrieval with TE buffer pH 9.0; (\*) Alternatively, antigen retrieval may be performed with citrate buffer pH 6.0**

Positive Controls:

WB : mouse kidney tissue, mouse lung tissue

IP : mouse kidney tissue,

IHC : mouse lung tissue, mouse kidney tissue

## Background Information

### Storage

Storage:

Store at -20°C. Stable for one year after shipment.

Storage Buffer:

PBS with 0.02% sodium azide and 50% glycerol, pH7.3

Aliquoting is unnecessary for -20°C storage

For technical support and original validation data for this product please contact:

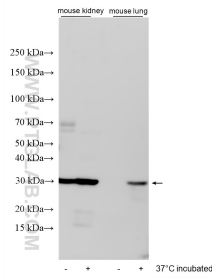
T: 4006900926

E: Proteintech-CN@ptglab.com

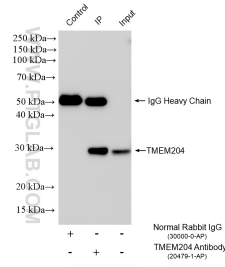
W: ptgcn.com

**This product is exclusively available under Proteintech Group brand and is not available to purchase from any other manufacturer.**

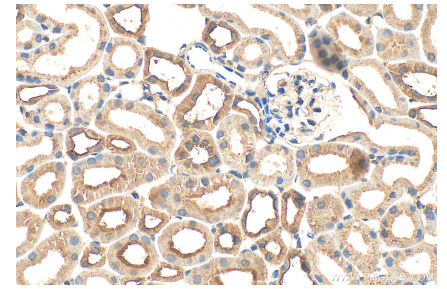
## Selected Validation Data



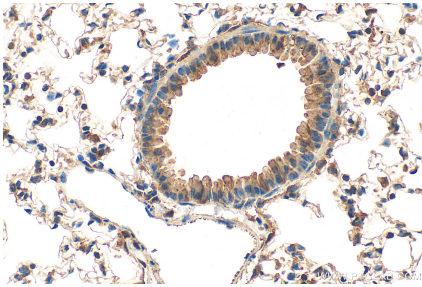
Various lysates were subjected to SDS PAGE followed by western blot with 20479-1-AP (TMEM204 antibody) at dilution of 1:800 incubated at room temperature for 1.5 hours.



IP result of anti-TMEM204 (IP:20479-1-AP, 4ug; Detection:20479-1-AP 1:800) with mouse kidney tissue lysate 3400 ug.



Immunohistochemical analysis of paraffin-embedded mouse kidney tissue slide using 20479-1-AP (TMEM204 antibody) at dilution of 1:200 (under 40x lens). Heat mediated antigen retrieval with Tris-EDTA buffer (pH 9.0).



Immunohistochemical analysis of paraffin-embedded mouse lung tissue slide using 20479-1-AP (TMEM204 antibody) at dilution of 1:200 (under 40x lens). Heat mediated antigen retrieval with Tris-EDTA buffer (pH 9.0).