

For Research Use Only

B4GALT2 Polyclonal antibody, PBS Only

Catalog Number: 20330-1-PBS



Basic Information

Catalog Number:

20330-1-PBS

Source:

Rabbit

Isotype:

IgG

Immunogen Catalog Number:

AG14046

GenBank Accession Number:

BC002431

GeneID (NCBI):

8704

UNIPROT ID:

O60909

Full Name:

UDP-Gal:betaGlcNAc beta 1,4-galactosyltransferase, polypeptide 2

Calculated MW:

372 aa, 42 kDa

Observed MW:

42-45 kDa

Purification Method:

Antigen affinity purification

Applications

Tested Applications:

WB, IHC, Indirect ELISA

Species Specificity:

human, mouse, rat

Background Information

Storage

Storage:

Store at -80°C.

The product is shipped with ice packs. Upon receipt, store it immediately at -80°C

Storage Buffer:

PBS only, pH7.3

For technical support and original validation data for this product please contact:

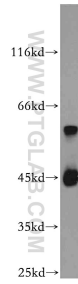
T: 4006900926

E: Proteintech-CN@ptglab.com

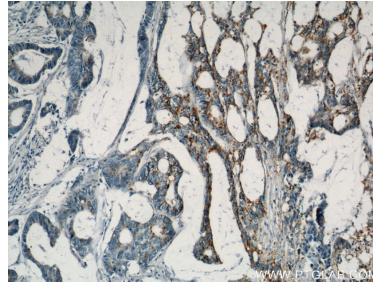
W: ptgcn.com

This product is exclusively available under Proteintech Group brand and is not available to purchase from any other manufacturer.

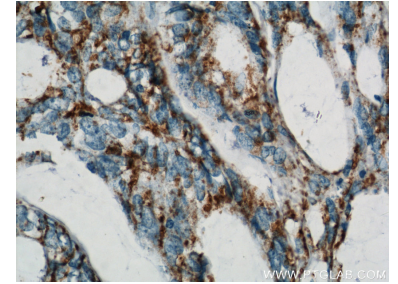
Selected Validation Data



PC-3 cells were subjected to SDS PAGE followed by western blot with 20330-1-AP (B4GALT2 antibody) at dilution of 1:1000 incubated at room temperature for 1.5 hours. This data was developed using the same antibody clone with 20330-1-PBS in a different storage buffer formulation.



Immunohistochemical analysis of paraffin-embedded human colon cancer using 20330-1-AP (B4GALT2 antibody) at dilution of 1:100 (under 10x lens). This data was developed using the same antibody clone with 20330-1-PBS in a different storage buffer formulation.



Immunohistochemical analysis of paraffin-embedded human colon cancer using 20330-1-AP (B4GALT2 antibody) at dilution of 1:100 (under 40x lens). This data was developed using the same antibody clone with 20330-1-PBS in a different storage buffer formulation.