

For Research Use Only

ZSCAN5A Polyclonal antibody, PBS Only

Catalog Number:19926-1-PBS



Basic Information

Catalog Number:

19926-1-PBS

Concentration:

1 mg/ml

Source:

Rabbit

Isotype:

IgG

Immunogen Catalog Number:

AG13898

GenBank Accession Number:

BC002636

GeneID (NCBI):

79149

UNIPROT ID:

Q9BUG6

Full Name:

zinc finger and SCAN domain containing 5A

Calculated MW:

496 aa, 56 kDa

Observed MW:

42 kDa

Purification Method:

Antigen affinity purification

Applications

Tested Applications:

WB, IHC, Indirect ELISA

Species Specificity:

human

Background Information

Zinc finger and SCAN domain-containing protein 5A (ZSCAN5A), also known as ZNF495 or ZSCAN5, belongs to the ZSCAN family of transcription factors. ZSCAN transcription factors contain two major domains, the zinc finger domain and the SCAN box. ZSCAN5A has two isoforms and is predicted to be located in the nucleus, it is also predicted to be involved in the regulation of transcription by RNA polymerase II and may be involved in angiogenesis, cell apoptosis, differentiation, migration and invasion, proliferation (PMID: 31218096).

Storage

Storage:

Store at -80°C.

The product is shipped with ice packs. Upon receipt, store it immediately at -80°C

Storage Buffer:

PBS only, pH7.3

For technical support and original validation data for this product please contact:

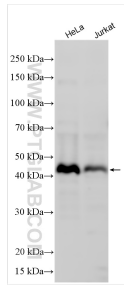
T: 4006900926

E: Proteintech-CN@ptglab.com

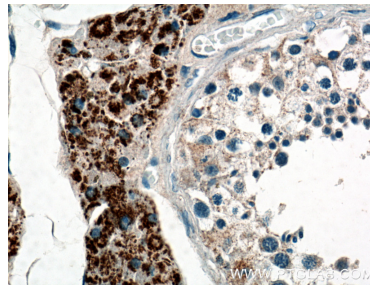
W: ptgcn.com

This product is exclusively available under Proteintech Group brand and is not available to purchase from any other manufacturer.

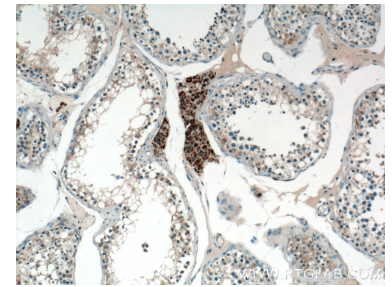
Selected Validation Data



Various lysates were subjected to SDS PAGE followed by western blot with 19926-1-AP (ZSCAN5A antibody) at dilution of 1:1000 incubated at room temperature for 1.5 hours. This data was developed using the same antibody clone with 19926-1-PBS in a different storage buffer formulation.



Immunohistochemical analysis of paraffin-embedded human testis tissue slide using 19926-1-AP (ZSCAN5A antibody) at dilution of 1:200 (under 40x lens). This data was developed using the same antibody clone with 19926-1-PBS in a different storage buffer formulation.



Immunohistochemical analysis of paraffin-embedded human testis tissue slide using 19926-1-AP (ZSCAN5A antibody) at dilution of 1:200 (under 10x lens). This data was developed using the same antibody clone with 19926-1-PBS in a different storage buffer formulation.