

For Research Use Only

PARP4 Polyclonal antibody

Catalog Number: 19775-1-AP



Basic Information

Catalog Number:

19775-1-AP

Concentration:

350 ug/ml

Source:

Rabbit

Isotype:

IgG

GenBank Accession Number:

NM_006437

GeneID (NCBI):

143

UNIPROT ID:

Q9UKK3

Full Name:

poly (ADP-ribose) polymerase family, member 4

Calculated MW:

193 kDa

Observed MW:

193 kDa

Purification Method:

Antigen affinity purification

Recommended Dilutions:

WB 1:500-1:2000

IHC 1:50-1:500

IF/ICC 1:200-1:800

Applications

Tested Applications:

WB, IHC, IF/ICC, ELISA

Species Specificity:

human

Note-IHC: suggested antigen retrieval with TE buffer pH 9.0; (*) Alternatively, antigen retrieval may be performed with citrate buffer pH 6.0

Positive Controls:

WB : A549 cells, HeLa cells

IHC : human stomach cancer tissue,

IF/ICC : HepG2 cells,

Background Information

PARP4, also named as ADPRTL1, KIAA0177, PARPL, VPARP and PH5P, catalyzes the reaction: NAD⁺ + (ADP-D-ribosyl) (n)-acceptor = nicotinamide + (ADP-D-ribosyl)(n+1)-acceptor.

Storage

Storage:

Store at -20°C. Stable for one year after shipment.

Storage Buffer:

PBS with 0.02% sodium azide and 50% glycerol, pH7.3

Aliquoting is unnecessary for -20°C storage

For technical support and original validation data for this product please contact:

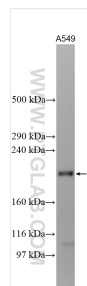
T: 4006900926

E: Proteintech-CN@ptglab.com

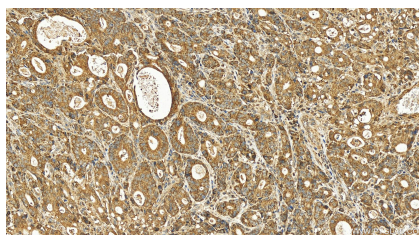
W: ptgcn.com

This product is exclusively available under Proteintech Group brand and is not available to purchase from any other manufacturer.

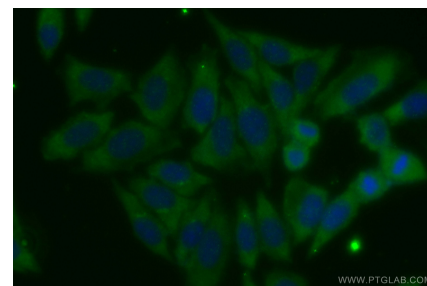
Selected Validation Data



A549 cells were subjected to SDS PAGE followed by western blot with 19775-1-AP (PARP4 antibody) at dilution of 1:1000 incubated at room temperature for 1.5 hours.



Immunohistochemical analysis of paraffin-embedded human stomach cancer tissue slide using 19775-1-AP (PARP4 antibody) at dilution of 1:100 (under 20x lens). Heat mediated antigen retrieval with Tris-EDTA buffer (pH 9.0).



Immunofluorescent analysis of (-20°C Methanol) fixed 48µL HepG2 cells using PARP4 antibody (19775-1-AP) at dilution of 1:400 and CoraLite®488-Conjugated AffiniPure Goat Anti-Rabbit IgG(H+L).