

PRICKLE3 Polyclonal antibody

Catalog Number: 19098-1-AP

Basic Information

Catalog Number:

19098-1-AP

Size:

500 µg/ml

Source:

Rabbit

Isotype:

IgG

Immunogen Catalog Number:

AG13632

GenBank Accession Number:

BC016856

GeneID (NCBI):

4007

UNIPROT ID:

O43900

Full Name:

prickle homolog 3 (Drosophila)

Calculated MW:

69 kDa

Observed MW:

69 kDa

Purification Method:

Antigen affinity purification

Recommended Dilutions:

WB 1:500-1:2000

IHC 1:20-1:200

Applications

Tested Applications:

IHC, WB, ELISA

Species Specificity:

human, mouse, rat

Note-IHC: suggested antigen retrieval with **TE buffer pH 9.0; (*)** Alternatively, antigen retrieval may be performed with **citrate buffer pH 6.0**

Positive Controls:

WB : Jurkat cells, HeLa cells

IHC : human colon tissue, human heart tissue

Background Information

Storage

Storage:


Store at -20°C. Stable for one year after shipment.

Storage Buffer:

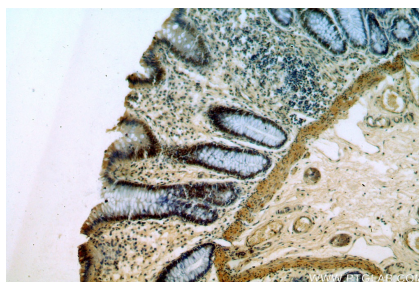
PBS with 0.02% sodium azide and 50% glycerol pH 7.3.

Aliquoting is unnecessary for -20°C storage

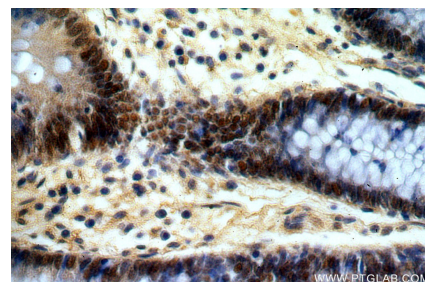
Selected Validation Data



Jurkat cells were subjected to SDS PAGE followed by western blot with 19098-1-AP (PRICKLE3 antibody) at dilution of 1:500 incubated at room temperature for 1.5 hours.



Immunohistochemical analysis of paraffin-embedded human colon using 19098-1-AP (PRICKLE3 antibody) at dilution of 1:50 (under 10x lens).



Immunohistochemical analysis of paraffin-embedded human colon using 19098-1-AP (PRICKLE3 antibody) at dilution of 1:50 (under 40x lens).