

ARSA Polyclonal antibody

Catalog Number: 19061-1-AP

Basic Information

Catalog Number:

19061-1-AP

Size:

500 µg/ml

Source:

Rabbit

Isotype:

IgG

Immunogen Catalog Number:

AG13569

GenBank Accession Number:

BC014210

GeneID (NCBI):

410

UNIPROT ID:

P15289

Full Name:

arylsulfatase A

Calculated MW:

54 kDa

Observed MW:

56 kDa

Purification Method:

Antigen affinity purification

Recommended Dilutions:

WB 1:500-1:2000

IHC 1:20-1:200

Applications

Tested Applications:

IHC, WB, ELISA

Species Specificity:

human, mouse, rat

Note-IHC: suggested antigen retrieval with **TE buffer pH 9.0; (*)** Alternatively, antigen retrieval may be performed with **citrate buffer pH 6.0**

Positive Controls:

WB : mouse testis tissue,

IHC : human cervical cancer tissue, human testis tissue

Background Information

Storage

Storage:

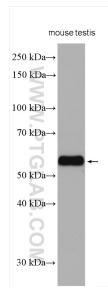
Store at -20°C. Stable for one year after shipment.

Storage Buffer:

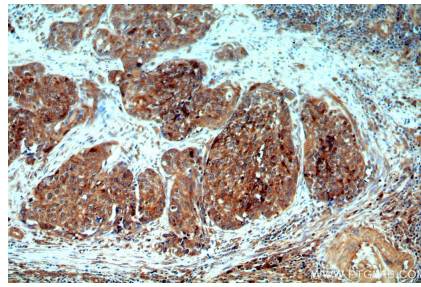
PBS with 0.02% sodium azide and 50% glycerol pH 7.3.

Aliquoting is unnecessary for -20°C storage

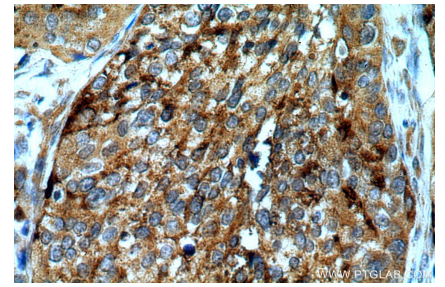
Selected Validation Data



Various lysates were subjected to SDS PAGE followed by western blot with 19061-1-AP (ARSA antibody) at dilution of 1:1000 incubated at room temperature for 1.5 hours.



Immunohistochemical analysis of paraffin-embedded human cervical cancer using 19061-1-AP (ARSA antibody) at dilution of 1:50 (under 10x lens).



Immunohistochemical analysis of paraffin-embedded human cervical cancer using 19061-1-AP (ARSA antibody) at dilution of 1:50 (under 40x lens).