

For Research Use Only

# GNMT Polyclonal antibody

Catalog Number: 18790-1-AP

30 Publications



## Basic Information

Catalog Number:

18790-1-AP

Concentration:

450 µg/ml

Source:

Rabbit

Isotype:

IgG

Immunogen Catalog Number:

AG4598

GenBank Accession Number:

BC032627

GeneID (NCBI):

27232

UNIPROT ID:

Q14749

Full Name:

glycine N-methyltransferase

Calculated MW:

295 aa, 33 kDa

Observed MW:

33 kDa

Purification Method:

Antigen affinity purification

Recommended Dilutions:

WB: 1:500-1:2000

IP: 0.5-4.0 µg for 1.0-3.0 mg of total protein lysate

IHC: 1:50-1:500

## Applications

Tested Applications:

WB, IP, IHC, ELISA

Cited Applications:

WB, IHC

Species Specificity:

human, mouse, rat

Cited Species:

human, mouse, rat, pig, chicken

**Note-IHC: suggested antigen retrieval with TE buffer pH 9.0; (\*) Alternatively, antigen retrieval may be performed with citrate buffer pH 6.0**

Positive Controls:

WB : rat liver tissue, mouse liver tissue, LNCaP cells

IP : mouse liver tissue,

IHC : human prostate hyperplasia tissue, human liver cancer tissue

## Background Information

Glycine N-methyltransferase (GNMT, EC 2.1.1.20) was found originally as an enzyme regulating the ratio of SAM to S-adenosyl- homocysteine. GNMT is conservative among different animal species. Glycine-N methyltransferase (GNMT) is a potential tumor suppressor that is commonly inactivated in human hepatoma. GNMT is abundant in liver, but very low in HepG2 cells (PMID: 12566990).

## Notable Publications

Author	Pubmed ID	Journal	Application
Yimin Jia	27648945	J Agric Food Chem	WB
Demin Cai	27763549	Nutrients	WB
Maria M Simile	34649149	Transl Oncol	WB

## Storage

Storage:

Store at -20°C. Stable for one year after shipment.

Storage Buffer:

PBS with 0.02% sodium azide and 50% glycerol, pH7.3

Aliquoting is unnecessary for -20°C storage

For technical support and original validation data for this product please contact:

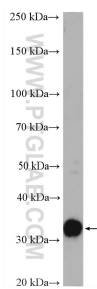
T: 4006900926

E: [Proteintech-CN@ptglab.com](mailto:Proteintech-CN@ptglab.com)


W: [ptgcn.com](http://ptgcn.com)

This product is exclusively available under Proteintech Group brand and is not available to purchase from any other manufacturer.

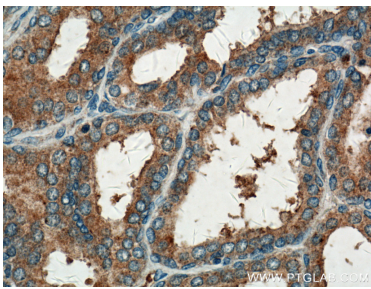
Selected Validation Data



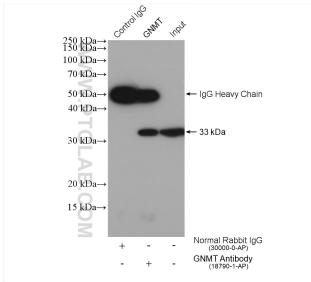
rat liver tissue were subjected to SDS PAGE followed by western blot with 18790-1-AP (GNMT antibody) at dilution of 1:1000 incubated at room temperature for 1.5 hours.



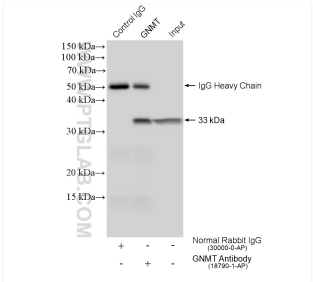
Various lysates were subjected to SDS PAGE followed by western blot with 18790-1-AP (GNMT antibody) at dilution of 1:1500 incubated at room temperature for 1.5 hours.



Immunohistochemical analysis of paraffin-embedded human prostate hyperplasia tissue slide using 18790-1-AP (GNMT antibody) at dilution of 1:200 (under 40x lens).



IP result of anti-GNMT (IP:18790-1-AP, 4ug; Detection:18790-1-AP 1:8000) with mouse liver tissue lysate 3040 ug.



IP result of anti-GNMT (IP:18790-1-AP, 4ug; Detection:18790-1-AP 1:8000) with mouse liver tissue lysate 1840 ug.