

For Research Use Only

FUT7 Polyclonal antibody, PBS Only

Catalog Number:18197-1-PBS

Featured Product



Basic Information

Catalog Number:

18197-1-PBS

Concentration:

1 mg/ml

Source:

Rabbit

Isotype:

IgG

Immunogen Catalog Number:

AG12475

GenBank Accession Number:

BC074746

GeneID (NCBI):

2529

UNIPROT ID:

Q11130

Full Name:

fucosyltransferase 7 (alpha (1,3)

fucosyltransferase)

Calculated MW:

342 aa, 39 kDa

Observed MW:

39-50 kDa

Purification Method:

Antigen affinity purification

Applications

Tested Applications:

WB, IHC, IF/ICC, Indirect ELISA

Species Specificity:

human, mouse, rat

Background Information

Storage

Storage:

Store at -80°C.

The product is shipped with ice packs. Upon receipt, store it immediately at -80°C

Storage Buffer:

PBS only

For technical support and original validation data for this product please contact:

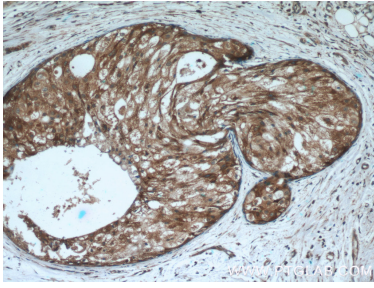
T: 4006900926

E: Proteintech-CN@ptglab.com

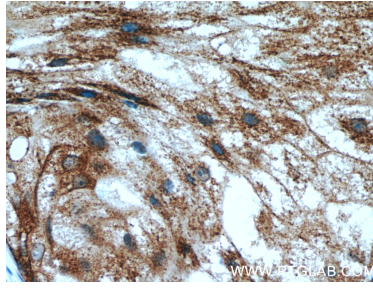
W: ptgcn.com

This product is exclusively available under Proteintech Group brand and is not available to purchase from any other manufacturer.

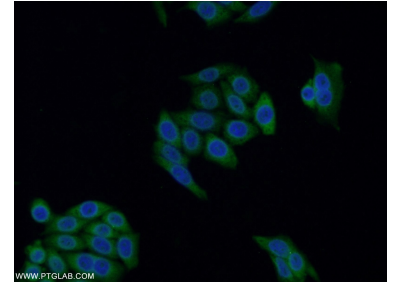
Selected Validation Data




Immunohistochemical analysis of paraffin-embedded human breast cancer tissue slide using 18197-1-AP (FUT7 Antibody) at dilution of 1:50 (under 10x lens). This data was developed using the same antibody clone with 18197-1-PBS in a different storage buffer formulation.



Immunohistochemical analysis of paraffin-embedded human breast cancer tissue slide using 18197-1-AP (FUT7 Antibody) at dilution of 1:50 (under 40x lens). This data was developed using the same antibody clone with 18197-1-PBS in a different storage buffer formulation.



Immunofluorescent analysis of HeLa cells using 18197-1-AP (FUT7 antibody) at dilution of 1:50 and Alexa Fluor 488-conjugated AffiniPure Goat Anti-Rabbit IgG(H+L). This data was developed using the same antibody clone with 18197-1-PBS in a different storage buffer formulation.



A549 cells were subjected to SDS PAGE followed by western blot with 18197-1-AP (FUT7 antibody) at dilution of 1:300 incubated at room temperature for 1.5 hours. This data was developed using the same antibody clone with 18197-1-PBS in a different storage buffer formulation.