

# Frizzled 10 Polyclonal antibody

Catalog Number: 18175-1-AP

7 Publications

## Basic Information

**Catalog Number:**

18175-1-AP

**Size:**

550 µg/ml

**Source:**

Rabbit

**Isotype:**

IgG

**Immunogen Catalog Number:**

AG12867

**GenBank Accession Number:**

BC074998

**GeneID (NCBI):**

11211

**UNIPROT ID:**

Q9ULW2

**Full Name:**

frizzled homolog 10 (Drosophila)

**Calculated MW:**

581 aa, 65 kDa

**Observed MW:**

65 kDa

**Purification Method:**

Antigen affinity purification

**Recommended Dilutions:**

WB 1:500-1:1000

IHC 1:20-1:200

IF-P 1:50-1:500

## Applications

**Tested Applications:**

WB, IHC, IF-P, ELISA

**Cited Applications:**

WB, IHC, IF

**Species Specificity:**

human, mouse, rat

**Cited Species:**

human, mouse, chicken, zebrafish, goat

**Note-IHC: suggested antigen retrieval with TE buffer pH 9.0; (\*) Alternatively, antigen retrieval may be performed with citrate buffer pH 6.0**

**Positive Controls:**

WB : mouse kidney tissue, HeLa cells

IHC : human kidney tissue,

IF-P : human kidney tissue,

## Background Information

FZD10 (Frizzled homolog 10) is a member of the frizzled gene family, and considered as a seven-transmembrane Wnt-signaling receptor. FZD10 is expressed at high levels on the cell surface of almost all synovial sarcoma tissues but absent in most normal organs except for placenta. Up-regulation of FZD10 mRNA in several types of human cells might lead to carcinogenesis through activation of the beta-catenin-TCF signaling pathway with some class of WNTs.

## Notable Publications

Author	Pubmed ID	Journal	Application
Wenjia Liu	30555565	Theranostics	WB
Alison E Jarmas	34732708	Nat Commun	WB,FC
Qian Sun	25017705	Int J Oncol	WB

## Storage

**Storage:**

Store at -20°C. Stable for one year after shipment.

**Storage Buffer:**

PBS with 0.02% sodium azide and 50% glycerol pH 7.3.

Aliquoting is unnecessary for -20°C storage

For technical support and original validation data for this product please contact:


T: 4006900926

E: Proteintech-CN@ptglab.com

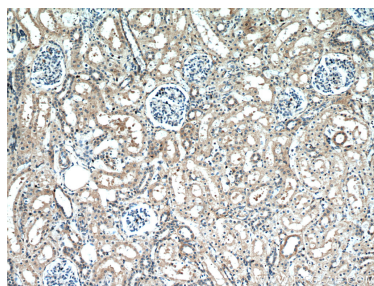
W: ptgcn.com

This product is exclusively available under Proteintech Group brand and is not available to purchase from any other manufacturer.

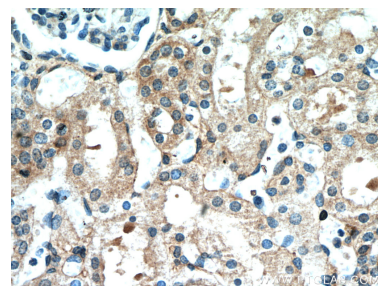
## Selected Validation Data



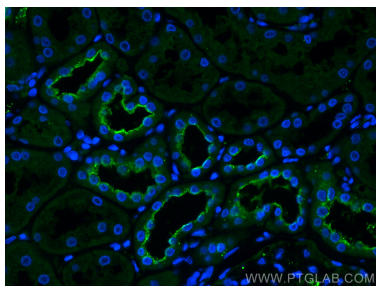
mouse kidney tissue were subjected to SDS PAGE followed by western blot with 18175-1-AP (Frizzled 10 antibody) at dilution of 1:800 incubated at room temperature for 1.5 hours.



Immunohistochemical analysis of paraffin-embedded human kidney using 18175-1-AP (Frizzled 10 antibody) at dilution of 1:100 (under 10x lens).



Immunohistochemical analysis of paraffin-embedded human kidney using 18175-1-AP (Frizzled 10 antibody) at dilution of 1:100 (under 40x lens).



Immunofluorescent analysis of (4% PFA) fixed human kidney tissue using Frizzled 10 antibody (18175-1-AP) at dilution of 1:200 and CoraLite@488-Conjugated AffiniPure Goat Anti-Rabbit IgG(H+L).