

For Research Use Only

DDX10 Polyclonal antibody, PBS Only

Catalog Number: 17857-1-PBS

Featured Product



Basic Information

Catalog Number:

17857-1-PBS

Source:

Rabbit

Isotype:

IgG

Immunogen Catalog Number:

AG12317

GenBank Accession Number:

BC091521

GeneID (NCBI):

1662

UNIPROT ID:

Q13206

Full Name:

DEAD (Asp-Glu-Ala-Asp) box polypeptide 10

Calculated MW:

875 aa, 101 kDa

Observed MW:

101 kDa

Purification Method:

Antigen affinity purification

Applications

Tested Applications:

WB, IHC, Indirect ELISA

Species Specificity:

human, mouse, rat

Background Information

DDX10, DEAD-box helicase 10, characterized by the conserved motif Asp-Glu-Ala-Asp (DEAD), are putative RNA helicases. They are involved in cellular processes involving alteration of RNA secondary structure such as translation initiation, nuclear and mitochondrial splicing, and ribosome and spliceosome assembly. Based on their distribution patterns, some members of this family are believed to be involved in embryogenesis, spermatogenesis, and cellular growth and division. Fusion of this gene and the nucleoporin gene NUP98 is found in leukemogenesis (PMID:20339440).

Storage

Storage:

Store at -80°C.

The product is shipped with ice packs. Upon receipt, store it immediately at -80°C

Storage Buffer:

PBS only, pH7.3

For technical support and original validation data for this product please contact:


T: 4006900926

E: Proteintech-CN@ptglab.com

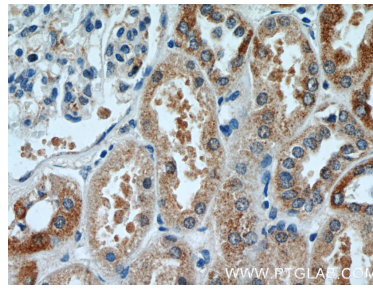
W: ptgcn.com

This product is exclusively available under Proteintech Group brand and is not available to purchase from any other manufacturer.

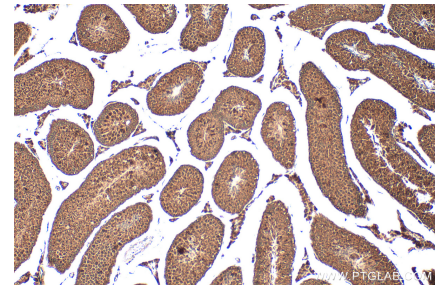
Selected Validation Data



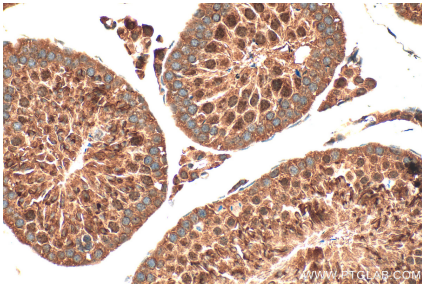
SMMC-7721 cells were subjected to SDS PAGE followed by western blot with 17857-1-AP (DDX10 Antibody) at dilution of 1:300 incubated at room temperature for 1.5 hours. This data was developed using the same antibody clone with 17857-1-PBS in a different storage buffer formulation.



Immunohistochemical analysis of paraffin-embedded human kidney tissue slide using 17857-1-AP (DDX10 Antibody) at dilution of 1:50 (under 40x lens). This data was developed using the same antibody clone with 17857-1-PBS in a different storage buffer formulation.



Immunohistochemical analysis of paraffin-embedded mouse testis tissue slide using 17857-1-AP (DDX10 antibody) at dilution of 1:200 (under 10x lens). Heat mediated antigen retrieval with Tris-EDTA buffer (pH 9.0). This data was developed using the same antibody clone with 17857-1-PBS in a different storage buffer formulation.



Immunohistochemical analysis of paraffin-embedded mouse testis tissue slide using 17857-1-AP (DDX10 antibody) at dilution of 1:200 (under 40x lens). Heat mediated antigen retrieval with Tris-EDTA buffer (pH 9.0). This data was developed using the same antibody clone with 17857-1-PBS in a different storage buffer formulation.