

For Research Use Only

BLVRB Polyclonal antibody

Catalog Number: 17727-1-AP

1 Publications



Basic Information

Catalog Number:

17727-1-AP

Size:

450 ug/ml

Source:

Rabbit

Isotype:

IgG

Immunogen Catalog Number:

AG12124

GenBank Accession Number:

BC109371

GeneID (NCBI):

645

UNIPROT ID:

P30043

Full Name:

biliverdin reductase B (flavin reductase (NADPH))

Calculated MW:

206 aa, 22 kDa

Observed MW:

22-27 kDa

Purification Method:

Antigen affinity purification

Recommended Dilutions:

WB 1:500-1:2000

IHC 1:1000-1:4000

Applications

Tested Applications:

WB, IHC, ELISA

Cited Applications:

WB

Species Specificity:

human, mouse, rat

Cited Species:

mouse

Note-IHC: suggested antigen retrieval with TE buffer pH 9.0; (*) Alternatively, antigen retrieval may be performed with citrate buffer pH 6.0

Positive Controls:

WB : HepG2 cells, human liver tissue, L02 cells, rat liver tissue

IHC : human liver tissue, rat kidney tissue, rat liver tissue

Background Information

Notable Publications

Author	Pubmed ID	Journal	Application
Yinzhong Lu	34373769	Oxid Med Cell Longev	WB

Storage

Storage:

Store at -20°C. Stable for one year after shipment.

Storage Buffer:

PBS with 0.02% sodium azide and 50% glycerol pH 7.3.

Aliquoting is unnecessary for -20°C storage

For technical support and original validation data for this product please contact:

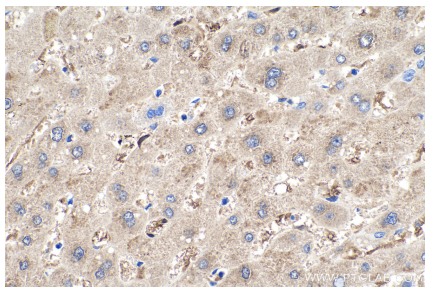
T: 4006900926

E: Proteintech-CN@ptglab.com


W: ptgcn.com

This product is exclusively available under Proteintech Group brand and is not available to purchase from any other manufacturer.

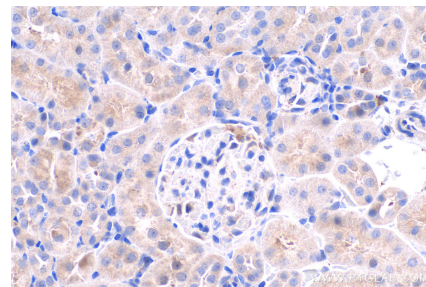
Selected Validation Data



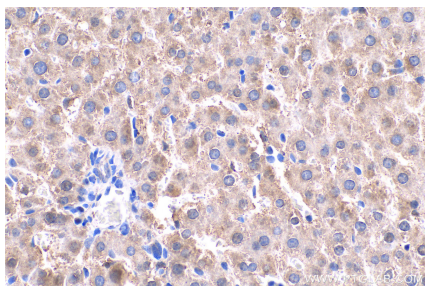
Immunohistochemical analysis of paraffin-embedded human liver tissue slide using 17727-1-AP (BLVRB antibody) at dilution of 1:2000 (under 40x lens). Heat mediated antigen retrieval with Tris-EDTA buffer (pH 9.0).



Various lysates were subjected to SDS PAGE followed by western blot with 17727-1-AP (BLVRB antibody) at dilution of 1:1000 incubated at 4 degree celsius over night.



Immunohistochemical analysis of paraffin-embedded rat kidney tissue slide using 17727-1-AP (BLVRB antibody) at dilution of 1:1000 (under 40x lens). Heat mediated antigen retrieval with Tris-EDTA buffer (pH 9.0).



Immunohistochemical analysis of paraffin-embedded rat liver tissue slide using 17727-1-AP (BLVRB antibody) at dilution of 1:1000 (under 40x lens). Heat mediated antigen retrieval with Tris-EDTA buffer (pH 9.0).