

For Research Use Only

PRMT3 Polyclonal antibody

Catalog Number: 17628-1-AP **4 Publications**



Basic Information

Catalog Number: 17628-1-AP	GenBank Accession Number: BC037544	Purification Method: Antigen affinity purification
Size: 450 µg/ml	GeneID (NCBI): 10196	Recommended Dilutions: WB 1:500-1:1000 IHC 1:50-1:500 IF 1:50-1:500
Source: Rabbit	UNIPROT ID: O60678	
Isotype: IgG	Full Name: protein arginine methyltransferase 3	
Immunogen Catalog Number: AG11877	Calculated MW: 531 aa, 60 kDa	
	Observed MW: 68 kDa	

Applications

Tested Applications: IF/ICC, IHC, WB, ELISA	Positive Controls: WB : HEK-293 cells, mouse brain tissue, mouse liver tissue IHC : mouse liver tissue, IF : HeLa cells,
Cited Applications: WB, IHC	
Species Specificity: human, mouse, rat	
Cited Species: human, mouse	
Note-IHC: suggested antigen retrieval with TE buffer pH 9.0; (*) Alternatively, antigen retrieval may be performed with citrate buffer pH 6.0	

Background Information

PRMT3 (protein arginine methyltransferase 3) regulates protein functions by introducing asymmetric dimethylation marks at the arginine residues in proteins.

Notable Publications

Author	Pubmed ID	Journal	Application
Yumi Aizawa	35718447	Biomed Res	WB
Yizhen Tian	34919946	Toxicol Appl Pharmacol	WB
Qingqing Zhang	35470570	Basic Clin Pharmacol Toxicol	WB

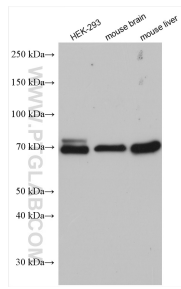
Storage

Storage:
Store at -20°C. Stable for one year after shipment.
Storage Buffer:
PBS with 0.02% sodium azide and 50% glycerol pH 7.3.
Aliquoting is unnecessary for -20°C storage

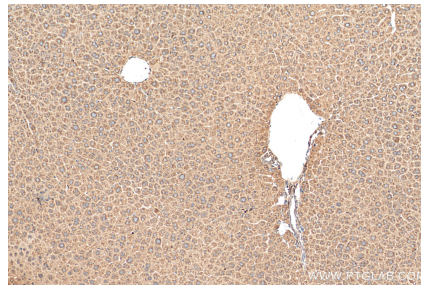
For technical support and original validation data for this product please contact:
T: 4006900926 E: Proteintech-CN@ptglab.com W: ptgcn.com

This product is exclusively available under Proteintech Group brand and is not available to purchase from any other manufacturer.

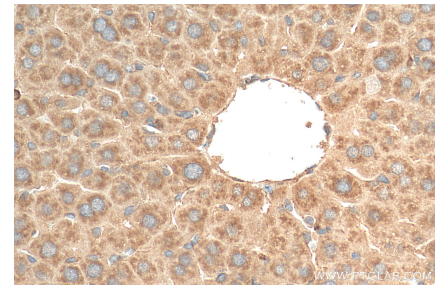
Selected Validation Data



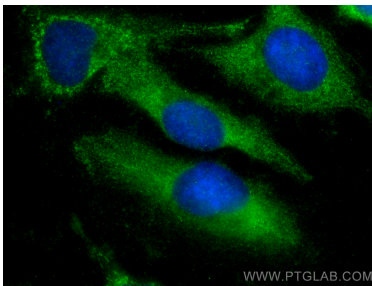
Various lysates were subjected to SDS PAGE followed by western blot with 17628-1-AP (PRMT3 antibody) at dilution of 1:500 incubated at room temperature for 1.5 hours.



Immunohistochemical analysis of paraffin-embedded mouse liver tissue slide using 17628-1-AP (PRMT3 antibody) at dilution of 1:200 (under 10x lens). Heat mediated antigen retrieval with Tris-EDTA buffer (pH 9.0).



Immunohistochemical analysis of paraffin-embedded mouse liver tissue slide using 17628-1-AP (PRMT3 antibody) at dilution of 1:200 (under 40x lens). Heat mediated antigen retrieval with Tris-EDTA buffer (pH 9.0).



Immunofluorescent analysis of (-20°C Ethanol) fixed HeLa cells using PRMT3 antibody (17628-1-AP) at dilution of 1:200 and CoraLite®488-Conjugated AffiniPure Goat Anti-Rabbit IgG(H+L).