

For Research Use Only

# RAB17 Polyclonal antibody, PBS Only

Catalog Number: 17501-1-PBS

Featured Product



## Basic Information

Catalog Number:

17501-1-PBS

Size:

1 mg/ml

Source:

Rabbit

Isotype:

IgG

Immunogen Catalog Number:

AG11688

GenBank Accession Number:

BC050426

GeneID (NCBI):

64284

UNIPROT ID:

Q9HOT7

Full Name:

RAB17, member RAS oncogene family

Calculated MW:

212 aa, 23 kDa

Purification Method:

Antigen affinity purification

## Applications

Tested Applications:

IHC, IF/ICC, Indirect ELISA

Species Specificity:

human

## Background Information

RAB17 is a member of the RAS oncogene family and is classified as a small GTPase that plays a crucial role in intracellular membrane trafficking. It is specifically expressed in epithelial cells and is involved in various cellular functions such as transcytosis, the directed movement of endocytosed material through the cell and its exocytosis from the plasma membrane at the opposite side. This process is mainly observed in epithelial cells and is important for the transcellular transport of substances like immunoglobulins from the basolateral surface to the apical surface. RAB17 is also implicated in the regulation of melanosome transport and release from melanocytes, which is critical for pigmentation in skin cells. Additionally, it has been suggested to regulate dendrite and dendritic spine development, which are important for neuronal function. The protein is involved in membrane trafficking through apical recycling endosomes in a post-endocytic step of transcytosis.

## Storage

Storage:

Store at -80°C.

The product is shipped with ice packs. Upon receipt, store it immediately at -80°C

Storage Buffer:

PBS Only

For technical support and original validation data for this product please contact:

T: 4006900926

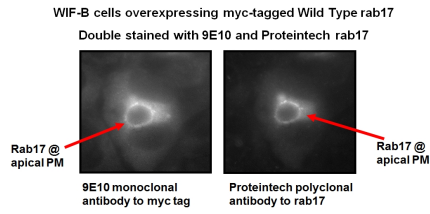
E: [Proteintech-CN@ptglab.com](mailto:Proteintech-CN@ptglab.com)

W: [ptgcn.com](http://ptgcn.com)

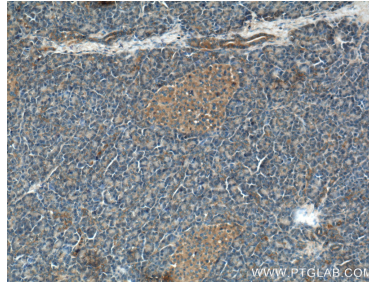
This product is exclusively available under Proteintech Group brand and is not available to purchase from any other manufacturer.

## Selected Validation Data

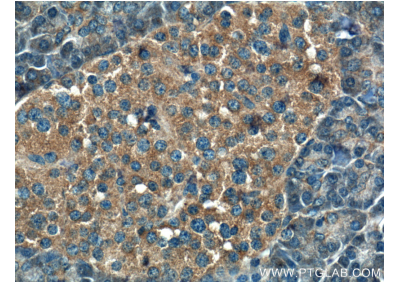
### Proteintech rab17 antibody



IF result of RAB17 antibody (17501-1-AP) with WIF-B cells overexpressed myc-tagged RAB17 by A.C. Striz and Dr. P.L. Tuma. This data was developed using the same antibody clone with 17501-1-PBS in a different storage buffer formulation.



Immunohistochemical analysis of paraffin-embedded human pancreas tissue slide using 17501-1-AP (RAB17 antibody) at dilution of 1:50 (under 10x lens). This data was developed using the same antibody clone with 17501-1-PBS in a different storage buffer formulation.



Immunohistochemical analysis of paraffin-embedded human pancreas tissue slide using 17501-1-AP (RAB17 antibody) at dilution of 1:50 (under 40x lens). This data was developed using the same antibody clone with 17501-1-PBS in a different storage buffer formulation.