

For Research Use Only

USP20 Polyclonal antibody

Catalog Number:17491-1-AP

Featured Product

22 Publications



Basic Information

Catalog Number:

17491-1-AP

Source:

Rabbit

Isotype:

IgG

Immunogen Catalog Number:

AG11590

GenBank Accession Number:

BC039593

GeneID (NCBI):

10868

UNIPROT ID:

Q9Y2K6

Full Name:

ubiquitin specific peptidase 20

Calculated MW:

914 aa, 102 kDa

Observed MW:

110-120 kDa

Purification Method:

Antigen affinity purification

Recommended Dilutions:

WB: 1:500-1:1000

IP: 0.5-4.0 ug for 1.0-3.0 mg of total protein lysate

IHC: 1:50-1:500

Applications

Tested Applications:

WB, IHC, IP, ELISA

Cited Applications:

WB, IHC, IF, IP

Species Specificity:

human, mouse, rat

Cited Species:

human, mouse, rat

Note-IHC: suggested antigen retrieval with TE buffer pH 9.0; (*) Alternatively, antigen retrieval may be performed with citrate buffer pH 6.0

Positive Controls:

WB : mouse brain tissue, HeLa cells, HepG2 cells

IP : HeLa cells,

IHC : human kidney tissue, human testis tissue, human brain tissue, human spleen tissue, human lung tissue, human ovary tissue

Background Information

USP20(ubiquitin carboxyl-terminal hydrolase 20) is also named as KIAA1003, LSF3A, VDU2 and belongs to the peptidase C19 family and the USP20/USP33 subfamily. It can specifically deubiquitinate and stabilize HIF1A and, therefore, increase expression of HIF-1alpha targeted genes, such as vascular endothelial growth factor (VEGF). It also plays a central role in ADRB2 recycling and resensitization after prolonged agonist stimulation by constitutively binding ADRB2, mediating deubiquitination of ADRB2 and inhibiting lysosomal trafficking of ADRB2.

Notable Publications

Author	Pubmed ID	Journal	Application
Wenyang Li	32943575	Genes Dev	WB,IHC
Ruitao Lu	34901390	Mol Ther Oncolytics	WB,IP
Chao Wang	28350092	Int J Oncol	WB,IHC

Storage

Storage:

Store at -20°C. Stable for one year after shipment.

Storage Buffer:

PBS with 0.02% sodium azide and 50% glycerol, pH7.3

Aliquoting is unnecessary for -20°C storage

For technical support and original validation data for this product please contact:

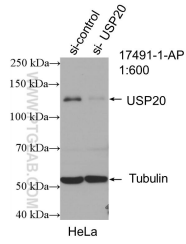
T: 4006900926

E: Proteintech-CN@ptglab.com


W: ptgcn.com

This product is exclusively available under Proteintech Group brand and is not available to purchase from any other manufacturer.

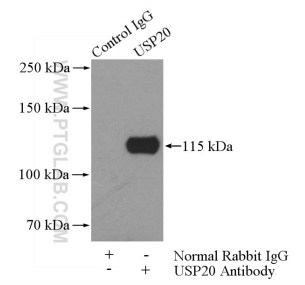
Selected Validation Data



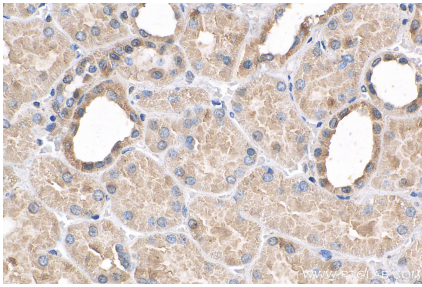
WB result of USP20 antibody (17491-1-AP; 1:600; incubated at room temperature for 1.5 hours) with sh-Control and sh-USP20 transfected HeLa cells.



mouse brain tissue lysates were subjected to SDS PAGE followed by western blot with 17491-1-AP (USP20 antibody) at dilution of 1:600 incubated at room temperature for 1.5 hours.



IP result of anti-USP20 (IP:17491-1-AP, 4ug; Detection:17491-1-AP 1:500) with HeLa cells lysate 1200ug.



Immunohistochemical analysis of paraffin-embedded human kidney tissue slide using 17491-1-AP (USP20 antibody) at dilution of 1:200 (under 40x lens). Heat mediated antigen retrieval with Tris-EDTA buffer (pH 9.0).