

For Research Use Only

RTKN2 Polyclonal antibody

Catalog Number: 17458-1-AP

Featured Product

3 Publications



Basic Information

Catalog Number:

17458-1-AP

Size:

800 µg/ml

Source:

Rabbit

Isotype:

IgG

Immunogen Catalog Number:

AG11098

GenBank Accession Number:

BC025765

GeneID (NCBI):

219790

UNIPROT ID:

Q8IZC4

Full Name:

rhotekin 2

Calculated MW:

163aa, 19 kDa; 609aa, 69 kDa

Observed MW:

69 kDa

Purification Method:

Antigen affinity purification

Recommended Dilutions:

WB 1:500-1:1000

IHC 1:20-1:200

IF/ICC 1:20-1:200

Applications

Tested Applications:

WB, IHC, IF/ICC, ELISA

Cited Applications:

WB, IHC

Species Specificity:

human, mouse, rat

Cited Species:

human

Note-IHC: suggested antigen retrieval with TE buffer pH 9.0; (*) Alternatively, antigen retrieval may be performed with citrate buffer pH 6.0

Positive Controls:

WB : HL-60 cells, mouse lymph tissue, Raji cells, HEK-293 cells

IHC : human testis tissue, human brain tissue, human placenta tissue, human skin tissue

IF/ICC : HEK-293 cells,

Background Information

Notable Publications

Author	Pubmed ID	Journal	Application
Brendan Gongol	29066835	Sci Rep	WB
Xiaomei Zhang	38155217	Sci Rep	WB
Li Zhang	37421213	J Viral Hepat	WB,IHC

Storage

Storage:

Store at -20°C. Stable for one year after shipment.

Storage Buffer:

PBS with 0.02% sodium azide and 50% glycerol pH 7.3.

Aliquoting is unnecessary for -20°C storage

For technical support and original validation data for this product please contact:

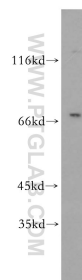
T: 4006900926

E: Proteintech-CN@ptglab.com

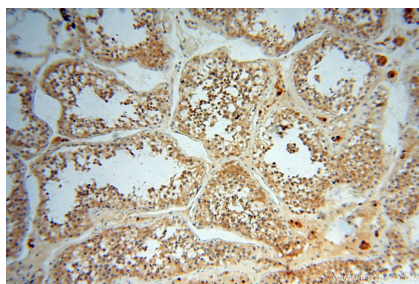
W: ptgcn.com

This product is exclusively available under Proteintech Group brand and is not available to purchase from any other manufacturer.

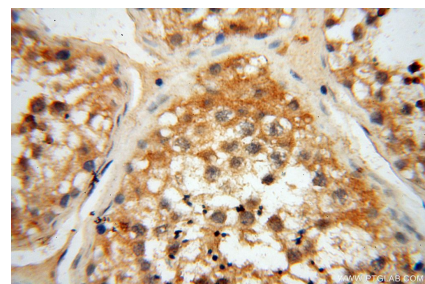
Selected Validation Data



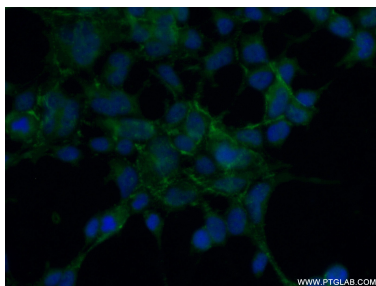
HL-60 cells were subjected to SDS PAGE followed by western blot with 17458-1-AP (RTKN2 antibody) at dilution of 1:800 incubated at room temperature for 1.5 hours.



Immunohistochemical analysis of paraffin-embedded human testis using 17458-1-AP (RTKN2 antibody) at dilution of 1:50 (under 10x lens).



Immunohistochemical analysis of paraffin-embedded human testis using 17458-1-AP (RTKN2 antibody) at dilution of 1:50 (under 40x lens).



Immunofluorescent analysis of (-20°C Ethanol) fixed HEK-293 cells using 17458-1-AP (RTKN2 antibody) at dilution of 1:50 and Alexa Fluor 488-conjugated AffiniPure Goat Anti-Rabbit IgG(H+L).