

For Research Use Only

ZnT3 Polyclonal antibody

Catalog Number: 17363-1-AP

9 Publications



Basic Information

Catalog Number:

17363-1-AP

Size:

550 µg/ml

Source:

Rabbit

Isotype:

IgG

Immunogen Catalog Number:

AG10735

GenBank Accession Number:

BC028358

GeneID (NCBI):

7781

UNIPROT ID:

Q99726

Full Name:

solute carrier family 30 (zinc transporter), member 3

Calculated MW:

388 aa, 42 kDa

Observed MW:

42 kDa, 48 kDa

Purification Method:

Antigen affinity purification

Recommended Dilutions:

WB 1:1000-1:6000

IHC 1:20-1:200

Applications

Tested Applications:

IHC, WB, ELISA

Cited Applications:

WB, IHC, IF

Species Specificity:

human, mouse, rat

Cited Species:

human, mouse

Note-IHC: suggested antigen retrieval with TE buffer pH 9.0; (*) Alternatively, antigen retrieval may be performed with citrate buffer pH 6.0

Positive Controls:

WB : mouse brain tissue, rat brain tissue

IHC : human brain tissue,

Background Information

ZnT3, encoded by SLC30A3, is a member of SLC30A family which is zinc transporter sequestering cytosolic zinc into intracellular compartments or effluxing zinc to the extracellular space. Excessive zinc level can cause neuron apoptosis and lead to cognitive impairments. ZnT3 facilitates the transport and storage of zinc in synaptic vesicles. Abnormal ZnT3 expression has been linked to some neurodegenerative disorders.

Notable Publications

Author	Pubmed ID	Journal	Application
Li Niu	32944220	Cell Biosci	IHC
Hisaka Kurita	27678294	Biochem Biophys Res Commun	WB, IF
Masayuki Kaneko	25284286	J Neurosci Res	WB, IHC, IF

Storage

Storage:

Store at -20°C. Stable for one year after shipment.

Storage Buffer:

PBS with 0.02% sodium azide and 50% glycerol pH 7.3.

Aliquoting is unnecessary for -20°C storage

For technical support and original validation data for this product please contact:

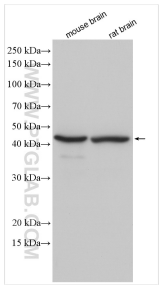
T: 4006900926

E: Proteintech-CN@ptglab.com

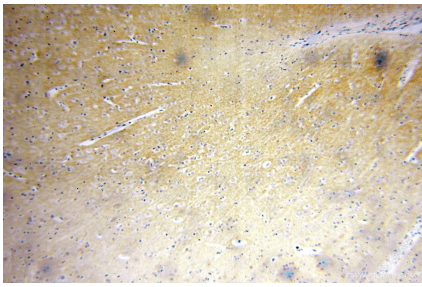
W: ptgcn.com

This product is exclusively available under Proteintech Group brand and is not available to purchase from any other manufacturer.

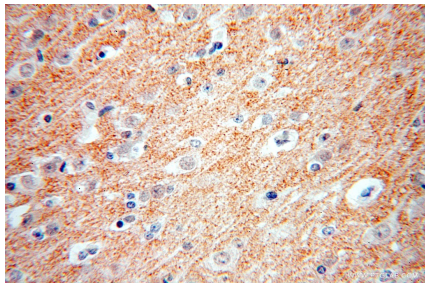
Selected Validation Data



Various lysates were subjected to SDS PAGE followed by western blot with 17363-1-AP (ZnT3 antibody) at dilution of 1:3000 incubated at room temperature for 1.5 hours.



Immunohistochemical analysis of paraffin-embedded human brain using 17363-1-AP (ZnT3 antibody) at dilution of 1:100 (under 10x lens).



Immunohistochemical analysis of paraffin-embedded human brain using 17363-1-AP (ZnT3 antibody) at dilution of 1:100 (under 40x lens).