

For Research Use Only

RBM12B Polyclonal antibody

Catalog Number: 17137-1-AP

1 Publications



Basic Information

Catalog Number:

17137-1-AP

Size:

300 µg/ml

Source:

Rabbit

Isotype:

IgG

Immunogen Catalog Number:

AG10894

GenBank Accession Number:

BC039260

GeneID (NCBI):

389677

UNIPROT ID:

Q8IXT5

Full Name:

RNA binding motif protein 12B

Calculated MW:

765 aa, 87 kDa, 118 kDa

Observed MW:

118-130 kDa

Purification Method:

Antigen affinity purification

Recommended Dilutions:

WB 1:1000-1:6000

IHC 1:200-1:800

IF/ICC 1:200-1:800

Applications

Tested Applications:

IF/ICC, IHC, WB, ELISA

Cited Applications:

WB

Species Specificity:

human

Cited Species:

human

Note-IHC: suggested antigen retrieval with TE buffer pH 9.0; (*) Alternatively, antigen retrieval may be performed with citrate buffer pH 6.0

Positive Controls:

WB : A431 cells, HeLa cells, HepG2 cells

IHC : human liver tissue,

IF/ICC : A431 cells,

Background Information

Notable Publications

Author	Pubmed ID	Journal	Application
Haiyan An	31636118	J Cell Biol	WB

Storage

Storage:

Store at -20°C. Stable for one year after shipment.

Storage Buffer:

PBS with 0.02% sodium azide and 50% glycerol pH 7.3.

Aliquoting is unnecessary for -20°C storage

For technical support and original validation data for this product please contact:

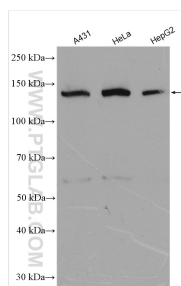
T: 4006900926

E: Proteintech-CN@ptglab.com

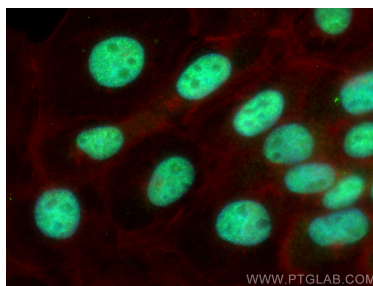
W: ptgcn.com

This product is exclusively available under Proteintech Group brand and is not available to purchase from any other manufacturer.

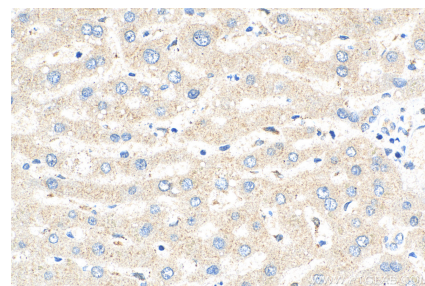
Selected Validation Data



Various lysates were subjected to SDS PAGE followed by western blot with 17137-1-AP (RBM12B antibody) at dilution of 1:3000 incubated at room temperature for 1.5 hours.



Immunofluorescent analysis of (4% PFA) fixed A431 cells using RBM12B antibody (17137-1-AP) at dilution of 1:400 and CoraLite®488-Conjugated AffiniPure Goat Anti-Rabbit IgG(H+L), CL594-Phalloidin (red).



Immunohistochemical analysis of paraffin-embedded human liver tissue slide using 17137-1-AP (RBM12B antibody) at dilution of 1:400 (under 40x lens). Heat mediated antigen retrieval with Tris-EDTA buffer (pH 9.0).