

For Research Use Only

# TKTL2 Polyclonal antibody, PBS Only

Catalog Number:17135-1-PBS



## Basic Information

Catalog Number:

17135-1-PBS

Size:

1 mg/ml

Source:

Rabbit

Isotype:

IgG

Immunogen Catalog Number:

AG10884

GenBank Accession Number:

BC028707

GeneID (NCBI):

84076

UNIPROT ID:

Q9H0I9

Full Name:

transketolase-like 2

Calculated MW:

626 aa, 68 kDa

Observed MW:

68 kDa

Purification Method:

Antigen affinity purification

## Applications

Tested Applications:

WB, IHC, IF/ICC, Indirect ELISA

Species Specificity:

human, mouse, rat

## Background Information

Transketolase-like 2 (TKTL2) plays an essential role in total transketolase activity and cell proliferation in cancer cells. TKTL2 is predicted to enable thiamine pyrophosphate binding activity and transketolase activity.

## Storage

Storage:

Store at -80°C.

**The product is shipped with ice packs. Upon receipt, store it immediately at -80°C**

Storage Buffer:

PBS Only

For technical support and original validation data for this product please contact:

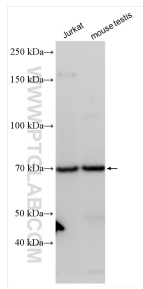
T: 4006900926

E: [Proteintech-CN@ptglab.com](mailto:Proteintech-CN@ptglab.com)

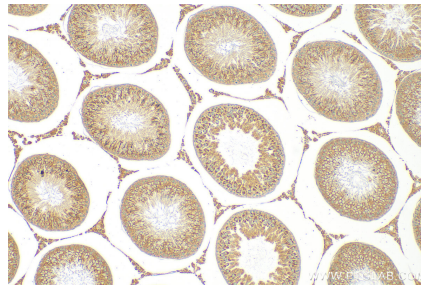
W: [ptgcn.com](http://ptgcn.com)

**This product is exclusively available under Proteintech Group brand and is not available to purchase from any other manufacturer.**

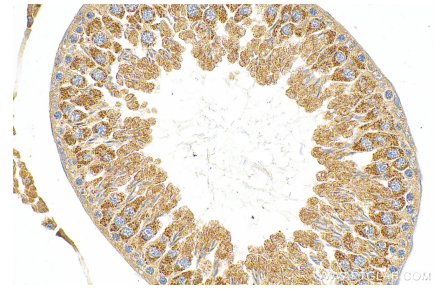
## Selected Validation Data



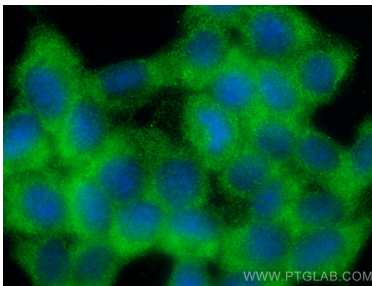
Various lysates were subjected to SDS PAGE followed by western blot with 17135-1-AP (TKTL2 antibody) at dilution of 1:600 incubated at room temperature for 1.5 hours. This data was developed using the same antibody clone with 17135-1-PBS in a different storage buffer formulation.



Immunohistochemical analysis of paraffin-embedded rat testis tissue slide using 17135-1-AP (TKTL2 antibody) at dilution of 1:200 (under 10x lens). Heat mediated antigen retrieval with Tris-EDTA buffer (pH 9.0). This data was developed using the same antibody clone with 17135-1-PBS in a different storage buffer formulation.



Immunohistochemical analysis of paraffin-embedded rat testis tissue slide using 17135-1-AP (TKTL2 antibody) at dilution of 1:200 (under 40x lens). Heat mediated antigen retrieval with Tris-EDTA buffer (pH 9.0). This data was developed using the same antibody clone with 17135-1-PBS in a different storage buffer formulation.



Immunofluorescent analysis of (-20°C Ethanol) fixed HepG2 cells using TKTL2 antibody (17135-1-AP) at dilution of 1:200 and Multi-rAb CoraLite® Plus 488-Goat Anti-Rabbit Recombinant Secondary Antibody (H+L) (RGAR002). This data was developed using the same antibody clone with 17135-1-PBS in a different storage buffer formulation.