

For Research Use Only

# PDLIM7 Polyclonal antibody

Catalog Number: 17080-1-AP

Featured Product



## Basic Information

### Catalog Number:

17080-1-AP

### Size:

300 ug/ml

### Source:

Rabbit

### Isotype:

IgG

### Immunogen Catalog Number:

AG1334

### GenBank Accession Number:

BC014521

### GeneID (NCBI):

9260

### UNIPROT ID:

Q9NR12

### Full Name:

PDZ and LIM domain 7 (enigma)

### Calculated MW:

50 kDa

### Observed MW:

48-50 kDa

### Purification Method:

Antigen affinity purification

### Recommended Dilutions:

WB 1:2000-1:10000

IP 0.5-4.0 ug for 1.0-3.0 mg of total protein lysate

IHC 1:20-1:200

## Applications

### Tested Applications:

WB, IHC, IP, ELISA

### Species Specificity:

human

**Note-IHC: suggested antigen retrieval with *TE buffer pH 9.0*; (\*) Alternatively, antigen retrieval may be performed with *citrate buffer pH 6.0***

### Positive Controls:

**WB** : K-562 cells, HeLa cells

**IP** : HeLa cells,

**IHC** : human liver tissue, human colon, human kidney tissue, human ovary tissue, human skin tissue, human spleen tissue

## Background Information

### Storage

#### Storage:

Store at -20°C. Stable for one year after shipment.

#### Storage Buffer:

PBS with 0.02% sodium azide and 50% glycerol pH 7.3.

Aliquoting is unnecessary for -20°C storage

For technical support and original validation data for this product please contact:

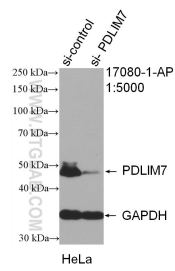
T: 4006900926

E: [Proteintech-CN@ptglab.com](mailto:Proteintech-CN@ptglab.com)

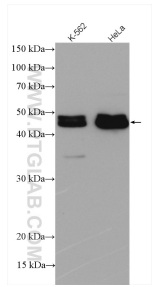
W: [ptgcn.com](http://ptgcn.com)

This product is exclusively available under Proteintech Group brand and is not available to purchase from any other manufacturer.

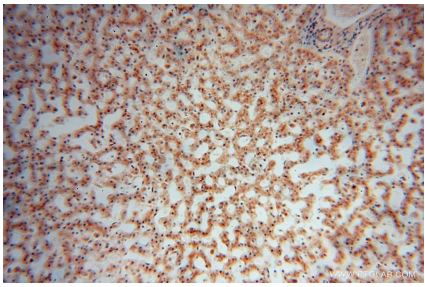
Selected Validation Data



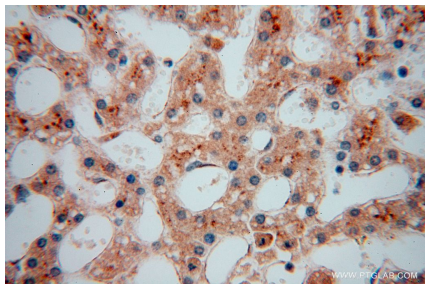
WB result of PDLIM7 antibody (17080-1-AP; 1:5000; incubated at room temperature for 1.5 hours) with sh-Control and sh-PDLIM7 transfected HeLa cells.



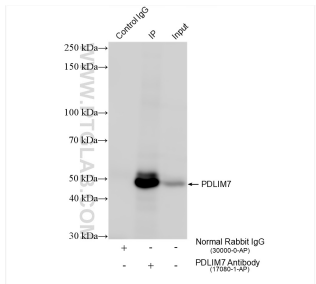
Various lysates were subjected to SDS PAGE followed by western blot with 17080-1-AP (PDLIM7 antibody) at dilution of 1:8000 incubated at room temperature for 1.5 hours.



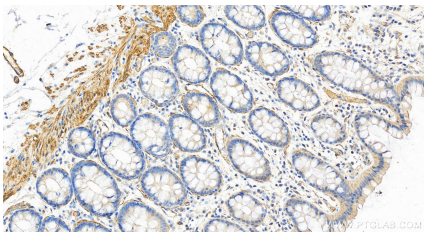
Immunohistochemical analysis of paraffin-embedded human liver using 17080-1-AP (PDLIM7 antibody) at dilution of 1:100 (under 10x lens).



Immunohistochemical analysis of paraffin-embedded human liver using 17080-1-AP (PDLIM7 antibody) at dilution of 1:100 (under 40x lens).



IP result of anti-PDLIM7 (IP:17080-1-AP, 4ug; Detection:17080-1-AP 1:5000) with HeLa cells lysate 1200 ug.



Immunohistochemical analysis of paraffin-embedded human colon slide using 17080-1-AP (PDLIM7 antibody) at dilution of 1:1600 (under 20x lens). Heat mediated antigen retrieval with Tris-EDTA buffer (pH 9.0).