

For Research Use Only

LARP7 Polyclonal antibody, PBS Only

Catalog Number: 17067-1-PBS

Featured Product



Basic Information

Catalog Number:

17067-1-PBS

Source:

Rabbit

Isotype:

IgG

Immunogen Catalog Number:

AG10891

GenBank Accession Number:

BC006981

GeneID (NCBI):

51574

UNIPROT ID:

Q4G0J3

Full Name:

La ribonucleoprotein domain family, member 7

Calculated MW:

582 aa, 67 kDa

Observed MW:

67 kDa

Purification Method:

Antigen affinity purification

Applications

Tested Applications:

WB, IHC, IF/ICC, Indirect ELISA

Species Specificity:

human, mouse, rat

Background Information

LARP7 belongs to the LARP RNA-binding protein family, which includes the lupus LA antigen gene, and modulates the metabolism and function of a variety of RNA species [PMID:20138158]. LARP7 binds to the 75K RNP complex, and sequesters the positive transcription elongation factor b (P-TEFb) in an inactive form, preventing RNA polymerase II phosphorylation and subsequent transcriptional elongation. binds to and stabilizes 7sk snRNA [PMID:19416841].

Storage

Storage:

Store at -80°C.

The product is shipped with ice packs. Upon receipt, store it immediately at -80°C

Storage Buffer:

PBS only, pH7.3

For technical support and original validation data for this product please contact:

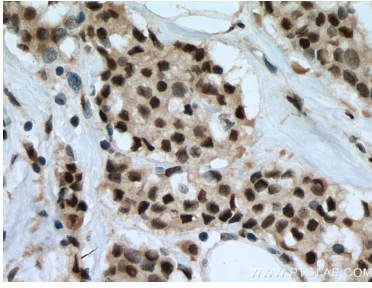
T: 4006900926

E: Proteintech-CN@ptglab.com

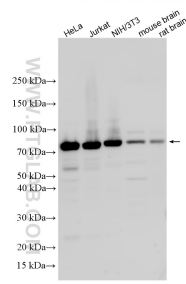
W: ptgcn.com

This product is exclusively available under Proteintech Group brand and is not available to purchase from any other manufacturer.

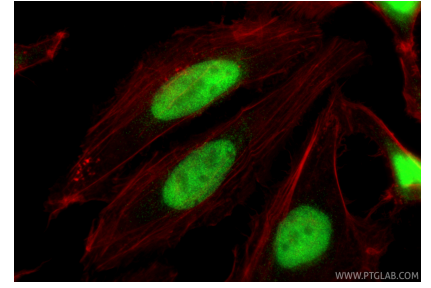
Selected Validation Data



Immunohistochemical analysis of paraffin-embedded human breast cancer tissue slide using 17067-1-AP (LARP7 antibody) at dilution of 1:200 (under 40x lens). Heat mediated antigen retrieval with Tris-EDTA buffer (pH 9.0). This data was developed using the same antibody clone with 17067-1-PBS in a different storage buffer formulation.



Various lysates were subjected to SDS PAGE followed by western blot with 17067-1-AP (LARP7 antibody) at dilution of 1:10000 incubated at room temperature for 1.5 hours. This data was developed using the same antibody clone with 17067-1-PBS in a different storage buffer formulation.



Immunofluorescent analysis of (4% PFA) fixed HeLa cells using LARP7 antibody (17067-1-AP) at dilution of 1:200 and CoraLite®488-Conjugated Goat Anti-Rabbit IgG(H+L) (SA00013-2), CL594-Phalloidin (red). This data was developed using the same antibody clone with 17067-1-PBS in a different storage buffer formulation.