

For Research Use Only

HBD Polyclonal antibody, PBS Only

Catalog Number:16824-1-PBS



Basic Information

Catalog Number:

16824-1-PBS

Concentration:

1 mg/ml

Source:

Rabbit

Isotype:

IgG

Immunogen Catalog Number:

AG10409

GenBank Accession Number:

BC070282

GeneID (NCBI):

3045

UNIPROT ID:

P02042

Full Name:

hemoglobin, delta

Calculated MW:

147 aa, 16 kDa

Observed MW:

16 kDa

Purification Method:

Antigen affinity purification

Applications

Tested Applications:

WB, IHC, Indirect ELISA

Species Specificity:

human, mouse, rat

Background Information

Storage

Storage:

Store at -80°C.

The product is shipped with ice packs. Upon receipt, store it immediately at -80°C

Storage Buffer:

PBS only, pH7.3

For technical support and original validation data for this product please contact:


T: 4006900926

E: Proteintech-CN@ptglab.com

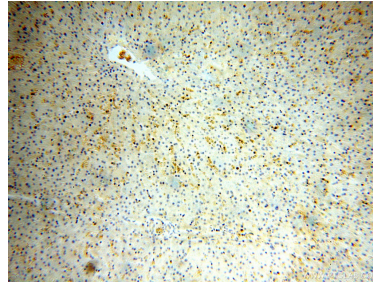
W: ptgcn.com

This product is exclusively available under Proteintech Group brand and is not available to purchase from any other manufacturer.

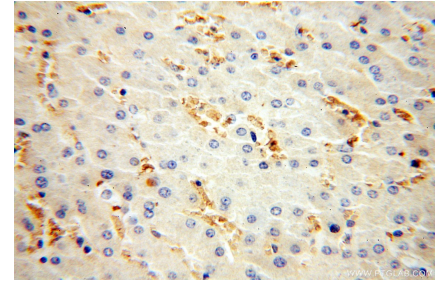
Selected Validation Data



human blood were subjected to SDS PAGE followed by western blot with 16824-1-AP (HBD antibody) at dilution of 1:1000 incubated at room temperature for 1.5 hours. This data was developed using the same antibody clone with 16824-1-PBS in a different storage buffer formulation.



Immunohistochemical analysis of paraffin-embedded human liver using 16824-1-AP (HBD antibody) at dilution of 1:100 (under 10x lens). This data was developed using the same antibody clone with 16824-1-PBS in a different storage buffer formulation.



Immunohistochemical analysis of paraffin-embedded human liver using 16824-1-AP (HBD antibody) at dilution of 1:100 (under 40x lens). This data was developed using the same antibody clone with 16824-1-PBS in a different storage buffer formulation.