

For Research Use Only

ZER1 Polyclonal antibody, PBS Only

Catalog Number: 16647-1-PBS

Featured Product



Basic Information

Catalog Number:

16647-1-PBS

Source:

Rabbit

Isotype:

IgG

Immunogen Catalog Number:

AG10031

GenBank Accession Number:

BC052563

GeneID (NCBI):

10444

UNIPROT ID:

Q7Z7L7

Full Name:

zer-1 homolog (C. elegans)

Calculated MW:

766 aa, 88 kDa

Observed MW:

80-88 kDa

Purification Method:

Antigen affinity purification

Applications

Tested Applications:

WB, IP, ELISA

Species Specificity:

human, mouse, rat

Background Information

Storage

Storage:

Store at -80°C.

The product is shipped with ice packs. Upon receipt, store it immediately at -80°C

Storage Buffer:

PBS only, pH7.3

For technical support and original validation data for this product please contact:

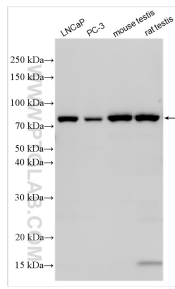
T: 4006900926

E: Proteintech-CN@ptglab.com

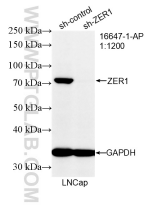
W: ptgcn.com

This product is exclusively available under Proteintech Group brand and is not available to purchase from any other manufacturer.

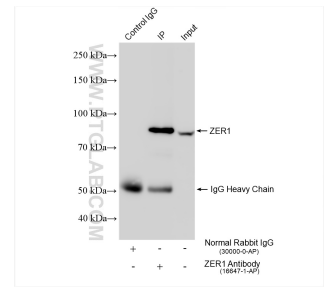
Selected Validation Data



Various lysates were subjected to SDS PAGE followed by western blot with 16647-1-AP (ZER1 antibody) at dilution of 1:1000 incubated at room temperature for 1.5 hours. This data was developed using the same antibody clone with 16647-1-PBS in a different storage buffer formulation.



WB result of ZER1 antibody (16647-1-AP; 1:1200; incubated at room temperature for 1.5 hours) with sh-Control and sh-ZER1 transfected LNCaP cells. This data was developed using the same antibody clone with 16647-1-PBS in a different storage buffer formulation.



IP result of anti-ZER1 (IP:16647-1-AP, 4ug; Detection:16647-1-AP 1:1000) with mouse testis tissue lysate 1680 ug. This data was developed using the same antibody clone with 16647-1-PBS in a different storage buffer formulation.