

For Research Use Only

# METRN Polyclonal antibody, PBS Only

Catalog Number: 16327-1-PBS



## Basic Information

<b>Catalog Number:</b> 16327-1-PBS	<b>GenBank Accession Number:</b> BC000662	<b>Purification Method:</b> Antigen affinity purification
<b>Concentration:</b> 1 mg/ml	<b>GeneID (NCBI):</b> 79006	
<b>Source:</b> Rabbit	<b>UNIPROT ID:</b> Q9UJH8	
<b>Isotype:</b> IgG	<b>Full Name:</b> meteorin, glial cell differentiation regulator	
<b>Immunogen Catalog Number:</b> AG9414	<b>Calculated MW:</b> 31 kDa	
	<b>Observed MW:</b> 31 kDa	

## Applications

**Tested Applications:**  
WB, IHC, Indirect ELISA

**Species Specificity:**  
human, mouse, rat

## Background Information

Meteorin, also named as METRN and C16orf23, is a secret protein which plays important roles in both glial cell differentiation and axonal network formation during neurogenesis.

## Storage

**Storage:**  
Store at -80°C.  
**The product is shipped with ice packs. Upon receipt, store it immediately at -80°C**

**Storage Buffer:**  
PBS only, pH7.3

For technical support and original validation data for this product please contact:

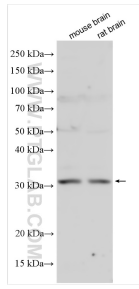
T: 4006900926

E: [Proteintech-CN@ptglab.com](mailto:Proteintech-CN@ptglab.com)

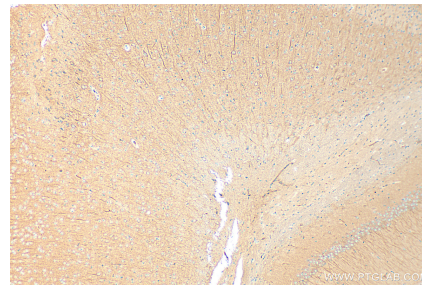
W: [ptgcn.com](http://ptgcn.com)

**This product is exclusively available under Proteintech Group brand and is not available to purchase from any other manufacturer.**

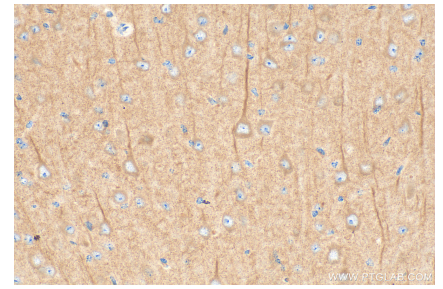
## Selected Validation Data



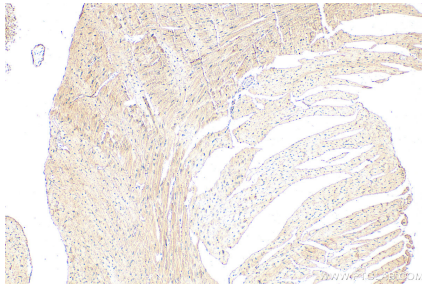
Various lysates were subjected to SDS PAGE followed by western blot with 16327-1-AP (METRN antibody) at dilution of 1:1000 incubated at room temperature for 1.5 hours. This data was developed using the same antibody clone with 16327-1-PBS in a different storage buffer formulation.



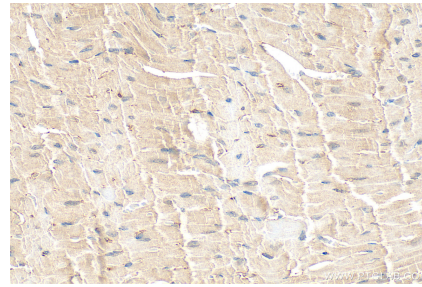
Immunohistochemical analysis of paraffin-embedded mouse brain tissue slide using 16327-1-AP (METRN antibody) at dilution of 1:200 (under 10x lens). Heat mediated antigen retrieval with Tris-EDTA buffer (pH 9.0). This data was developed using the same antibody clone with 16327-1-PBS in a different storage buffer formulation.



Immunohistochemical analysis of paraffin-embedded mouse brain tissue slide using 16327-1-AP (METRN antibody) at dilution of 1:200 (under 40x lens). Heat mediated antigen retrieval with Tris-EDTA buffer (pH 9.0). This data was developed using the same antibody clone with 16327-1-PBS in a different storage buffer formulation.



Immunohistochemical analysis of paraffin-embedded mouse heart tissue slide using 16327-1-AP (METRN antibody) at dilution of 1:200 (under 10x lens). Heat mediated antigen retrieval with Tris-EDTA buffer (pH 9.0). This data was developed using the same antibody clone with 16327-1-PBS in a different storage buffer formulation.



Immunohistochemical analysis of paraffin-embedded mouse heart tissue slide using 16327-1-AP (METRN antibody) at dilution of 1:200 (under 40x lens). Heat mediated antigen retrieval with Tris-EDTA buffer (pH 9.0). This data was developed using the same antibody clone with 16327-1-PBS in a different storage buffer formulation.