

For Research Use Only

LMF2 Polyclonal antibody, PBS Only

Catalog Number:16249-1-PBS



Basic Information

Catalog Number:

16249-1-PBS

Source:

Rabbit

Isotype:

IgG

Immunogen Catalog Number:

AG9208

GenBank Accession Number:

BC014652

GeneID (NCBI):

91289

UNIPROT ID:

Q9BU23

Full Name:

lipase maturation factor 2

Calculated MW:

682 aa, 77 kDa

Observed MW:

80 kDa

Purification Method:

Antigen affinity purification

Applications

Tested Applications:

WB, IHC, IF/ICC, Indirect ELISA

Species Specificity:

human, mouse, rat

Background Information

Storage

Storage:

Store at -80°C.

The product is shipped with ice packs. Upon receipt, store it immediately at -80°C

Storage Buffer:

PBS only, pH7.3

For technical support and original validation data for this product please contact:


T: 4006900926

E: Proteintech-CN@ptglab.com

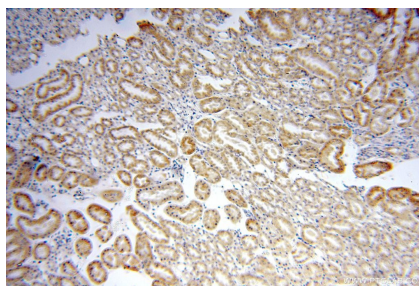
W: ptgcn.com

This product is exclusively available under Proteintech Group brand and is not available to purchase from any other manufacturer.

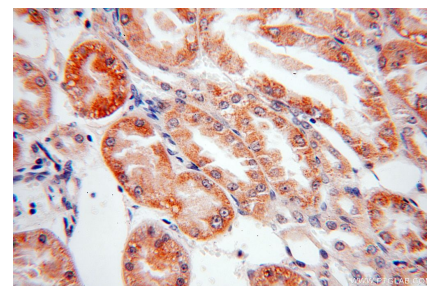
Selected Validation Data



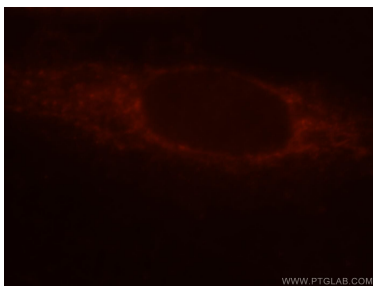
HeLa cells were subjected to SDS PAGE followed by western blot with 16249-1-AP (LMF2 antibody) at dilution of 1:800 incubated at room temperature for 1.5 hours. This data was developed using the same antibody clone with 16249-1-PBS in a different storage buffer formulation.



Immunohistochemical analysis of paraffin-embedded human kidney using 16249-1-AP (LMF2 antibody) at dilution of 1:100 (under 10x lens). This data was developed using the same antibody clone with 16249-1-PBS in a different storage buffer formulation.



Immunohistochemical analysis of paraffin-embedded human kidney using 16249-1-AP (LMF2 antibody) at dilution of 1:100 (under 40x lens). This data was developed using the same antibody clone with 16249-1-PBS in a different storage buffer formulation.



Immunofluorescent analysis of MCF-7 cells, using 16249-1-AP and Rhodamine-labeled goat anti-rabbit IgG (red). This data was developed using the same antibody clone with 16249-1-PBS in a different storage buffer formulation.