

# EIF4A2 Polyclonal antibody

Catalog Number: 16119-1-AP

## Basic Information

<b>Catalog Number:</b> 16119-1-AP	<b>GenBank Accession Number:</b> BC012547	<b>Purification Method:</b> Antigen affinity purification
<b>Size:</b> 213 µg/ml	<b>GeneID (NCBI):</b> 1974	<b>Recommended Dilutions:</b> WB 1:1000-1:8000
<b>Source:</b> Rabbit	<b>UNIPROT ID:</b> Q14240	IHC 1:50-1:500
<b>Isotype:</b> IgG	<b>Full Name:</b> eukaryotic translation initiation factor 4A, isoform 2	IF/ICC 1:200-1:800
<b>Immunogen Catalog Number:</b> AG9070	<b>Calculated MW:</b> 408 aa, 46 kDa	
	<b>Observed MW:</b> 46 kDa	

## Applications

**Tested Applications:**  
IF/ICC, IHC, WB, ELISA

**Species Specificity:**  
human, mouse, rat

**Note-IHC:** suggested antigen retrieval with **TE buffer pH 9.0; (\*) Alternatively, antigen retrieval may be performed with citrate buffer pH 6.0**

**Positive Controls:**

**WB :** HepG2 cells, MCF-7 cells, PC-3 cells, mouse skeletal muscle tissue, rat skeletal muscle tissue

**IHC :** mouse skeletal muscle tissue,

**IF/ICC :** HepG2 cells,

## Background Information

Eukaryotic initiation factor 4A (EIF4A) has an essential role in the binding of mRNA to the 43S preinitiation complex when protein synthesis begins, as EIF4A unwinds RNA secondary structures in the 5'-UTR of mRNAs which is necessary to allow efficient binding of the small ribosomal subunit, and subsequent scanning for the initiator codon. EIF4A2 is a ATP-dependent RNA helicase, which is a subunit of the eIF4F complex involved in cap recognition and is required for mRNA binding to ribosome.

## Storage

**Storage:**  
Store at -20°C. Stable for one year after shipment.  
**Storage Buffer:**  
PBS with 0.02% sodium azide and 50% glycerol pH 7.3.  
**Aliquoting is unnecessary for -20°C storage**

For technical support and original validation data for this product please contact:

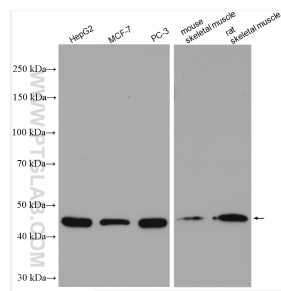
T: 4006900926

E: [Proteintech-CN@ptglab.com](mailto:Proteintech-CN@ptglab.com)

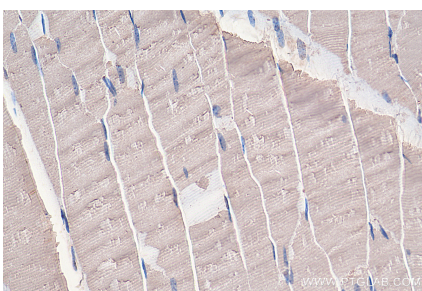
W: [ptgcn.com](http://ptgcn.com)

**This product is exclusively available under Proteintech Group brand and is not available to purchase from any other manufacturer.**

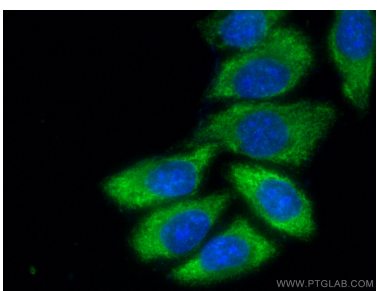
## Selected Validation Data



Various lysates were subjected to SDS PAGE followed by western blot with 16119-1-AP (EIF4A2 antibody) at dilution of 1:4000 incubated at room temperature for 1.5 hours.



Immunohistochemical analysis of paraffin-embedded mouse skeletal muscle tissue slide using 16119-1-AP (EIF4A2 antibody) at dilution of 1:200 (under 40x lens). Heat mediated antigen retrieval with Tris-EDTA buffer (pH 9.0).



Immunofluorescent analysis of (-20°C Methanol) fixed HepG2 cells using EIF4A2 antibody (16119-1-AP) at dilution of 1:400 and CoraLite®488-Conjugated AffiniPure Goat Anti-Rabbit IgG(H+L).