

For Research Use Only

# Telethonin Polyclonal antibody, PBS Only

Catalog Number: 16104-1-PBS



## Basic Information

Catalog Number:

16104-1-PBS

Source:

Rabbit

Isotype:

IgG

Immunogen Catalog Number:

AG9014

GenBank Accession Number:

BC012628

GeneID (NCBI):

8557

UNIPROT ID:

O15273

Full Name:

titin-cap (telethonin)

Calculated MW:

167 aa, 19 kDa

Observed MW:

19-21 kDa

Purification Method:

Antigen affinity purification

## Applications

Tested Applications:

WB, IHC, Indirect ELISA

Species Specificity:

human, mouse, rat

## Background Information

Telethonin, also known as TCAP, is a sarcomeric protein found exclusively in striated and cardiac muscle, where it localizes to the periphery of Z discs that define the border of the sarcomere. It binds to the N-terminus of myoglobin, effectively increasing its mechanical resistance. Mutations in this gene are associated with limb-girdle muscular dystrophy type 2G (PMID: 19679566).

## Storage

Storage:

Store at -80°C.

**The product is shipped with ice packs. Upon receipt, store it immediately at -80°C**

Storage Buffer:

PBS only, pH7.3

For technical support and original validation data for this product please contact:


T: 4006900926

E: [Proteintech-CN@ptglab.com](mailto:Proteintech-CN@ptglab.com)

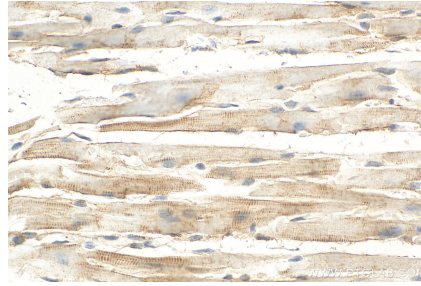
W: [ptgcn.com](http://ptgcn.com)

**This product is exclusively available under Proteintech Group brand and is not available to purchase from any other manufacturer.**

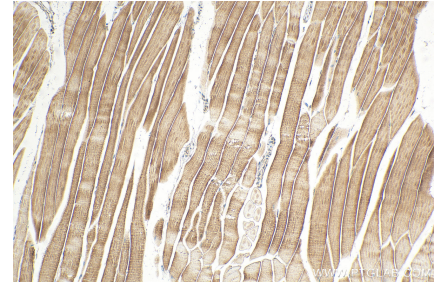
## Selected Validation Data



Various lysates were subjected to SDS PAGE followed by western blot with 16104-1-AP (Telethonin antibody) at dilution of 1:2000 incubated at room temperature for 1.5 hours. This data was developed using the same antibody clone with 16104-1-PBS in a different storage buffer formulation.



Immunohistochemical analysis of paraffin-embedded mouse heart tissue slide using 16104-1-AP (Telethonin antibody) at dilution of 1:200 (under 40x lens). Heat mediated antigen retrieval with Tris-EDTA buffer (pH 9.0). This data was developed using the same antibody clone with 16104-1-PBS in a different storage buffer formulation.



Immunohistochemical analysis of paraffin-embedded mouse skeletal muscle tissue slide using 16104-1-AP (Telethonin antibody) at dilution of 1:200 (under 10x lens). Heat mediated antigen retrieval with Tris-EDTA buffer (pH 9.0). This data was developed using the same antibody clone with 16104-1-PBS in a different storage buffer formulation.