

Telethonin Polyclonal antibody

Catalog Number: 16104-1-AP

Basic Information

Catalog Number:

16104-1-AP

Size:

600 ug/ml

Source:

Rabbit

Isotype:

IgG

Immunogen Catalog Number:

AG9014

GenBank Accession Number:

BC012628

GeneID (NCBI):

8557

UNIPROT ID:

O15273

Full Name:

titin-cap (telethonin)

Calculated MW:

167 aa, 19 kDa

Observed MW:

19 kDa

Purification Method:

Antigen affinity purification

Recommended Dilutions:

WB 1:1000-1:4000

IHC 1:50-1:500

Applications

Tested Applications:

WB, IHC, ELISA

Species Specificity:

human, mouse, rat

Note-IHC: suggested antigen retrieval with TE buffer pH 9.0; (*) Alternatively, antigen retrieval may be performed with citrate buffer pH 6.0

Positive Controls:

WB : mouse heart tissue, mouse skeletal muscle tissue, rat skeletal muscle tissue

IHC : mouse skeletal muscle tissue, mouse heart tissue

Background Information

Telethonin, also known as TCAP, is a sarcomeric protein found exclusively in striated and cardiac muscle, where it localizes to the periphery of Z discs that define the border of the sarcomere. It binds to the N-terminus of myoglobin, effectively increasing its mechanical resistance. Mutations in this gene are associated with limb-girdle muscular dystrophy type 2G (PMID: 19679566).

Storage

Storage:

Store at -20°C. Stable for one year after shipment.

Storage Buffer:

PBS with 0.02% sodium azide and 50% glycerol pH 7.3.

Aliquoting is unnecessary for -20°C storage

For technical support and original validation data for this product please contact:


T: 4006900926

E: Proteintech-CN@ptglab.com

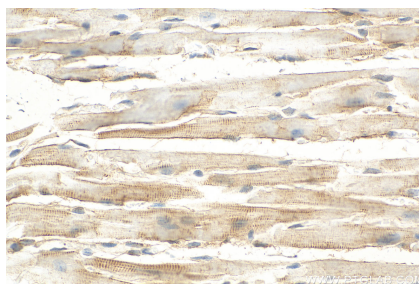
W: ptgcn.com

This product is exclusively available under Proteintech Group brand and is not available to purchase from any other manufacturer.

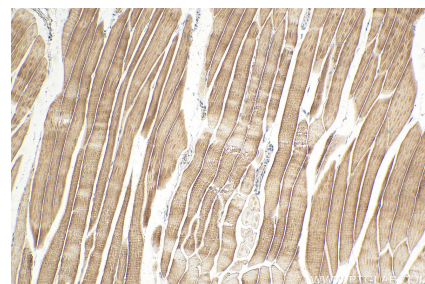
Selected Validation Data



Various lysates were subjected to SDS PAGE followed by western blot with 16104-1-AP (Telethonin antibody) at dilution of 1:2000 incubated at room temperature for 1.5 hours.



Immunohistochemical analysis of paraffin-embedded mouse heart tissue slide using 16104-1-AP (Telethonin antibody) at dilution of 1:200 (under 40x lens). Heat mediated antigen retrieval with Tris-EDTA buffer (pH 9.0).



Immunohistochemical analysis of paraffin-embedded mouse skeletal muscle tissue slide using 16104-1-AP (Telethonin antibody) at dilution of 1:200 (under 10x lens). Heat mediated antigen retrieval with Tris-EDTA buffer (pH 9.0).