

For Research Use Only

# TCN1 Polyclonal antibody, PBS Only

Catalog Number:16078-1-PBS



## Basic Information

Catalog Number:

16078-1-PBS

Concentration:

1 mg/ml

Source:

Rabbit

Isotype:

IgG

Immunogen Catalog Number:

AG9072

GenBank Accession Number:

BC018632

GeneID (NCBI):

6947

UNIPROT ID:

P20061

Full Name:

transcobalamin I (vitamin B12 binding protein, R binder family)

Calculated MW:

433 aa, 48 kDa

Observed MW:

65-70 kDa

Purification Method:

Antigen affinity purification

## Applications

Tested Applications:

WB, IHC, Indirect ELISA

Species Specificity:

human

## Background Information

### Storage

Storage:

Store at -80°C.

**The product is shipped with ice packs. Upon receipt, store it immediately at -80°C**

Storage Buffer:

PBS only, pH7.3

For technical support and original validation data for this product please contact:


T: 4006900926

E: [Proteintech-CN@ptglab.com](mailto:Proteintech-CN@ptglab.com)

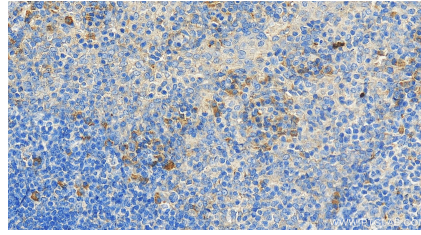
W: [ptgcn.com](http://ptgcn.com)

**This product is exclusively available under Proteintech Group brand and is not available to purchase from any other manufacturer.**

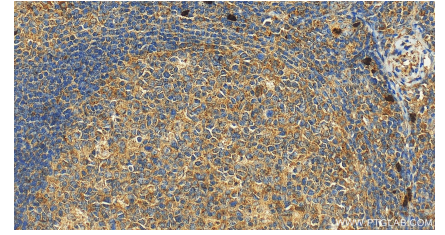
## Selected Validation Data



human saliva were subjected to SDS PAGE followed by western blot with 16078-1-AP (TCN1 Antibody) at dilution of 1:2000 incubated at 4 degree celsius over night. This data was developed using the same antibody clone with 16078-1-PBS in a different storage buffer formulation.



Immunohistochemical analysis of paraffin-embedded human tonsillitis tissue slide using 16078-1-AP (TCN1 antibody) at dilution of 1:400 (under 20x lens). Heat mediated antigen retrieval with Tris-EDTA buffer (pH 9.0). This data was developed using the same antibody clone with 16078-1-PBS in a different storage buffer formulation.



Immunohistochemical analysis of paraffin-embedded human tonsillitis tissue slide using 16078-1-AP (TCN1 antibody) at dilution of 1:400 (under 20x lens). Heat mediated antigen retrieval with Tris-EDTA buffer (pH 9.0). This data was developed using the same antibody clone with 16078-1-PBS in a different storage buffer formulation.