

USP45 Polyclonal antibody

Catalog Number: 15866-1-AP

Basic Information

Catalog Number:

15866-1-AP

Size:

220 µg/ml

Source:

Rabbit

Isotype:

IgG

Immunogen Catalog Number:

AG8478

GenBank Accession Number:

BC005991

GeneID (NCBI):

85015

UNIPROT ID:

Q70EL2

Full Name:

ubiquitin specific peptidase 45

Calculated MW:

814aa,92 kDa; 289aa,33 kDa

Observed MW:

45 kDa

Purification Method:

Antigen affinity purification

Recommended Dilutions:

WB 1:500-1:3000

IHC 1:50-1:500

Applications

Tested Applications:

IHC, WB, ELISA

Species Specificity:

human, mouse, rat

Note-IHC: suggested antigen retrieval with **TE buffer pH 9.0; (*)** Alternatively, antigen retrieval may be performed with **citrate buffer pH 6.0**

Positive Controls:

WB : SGC-7901 cells,

IHC : human stomach cancer tissue,

Background Information

Storage

Storage:


Store at -20°C. Stable for one year after shipment.

Storage Buffer:

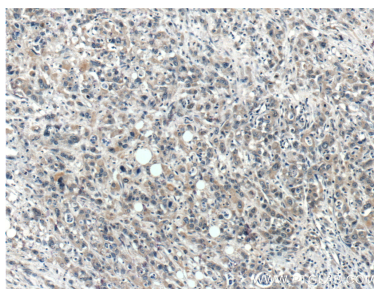
PBS with 0.02% sodium azide and 50% glycerol pH 7.3.

Aliquoting is unnecessary for -20°C storage

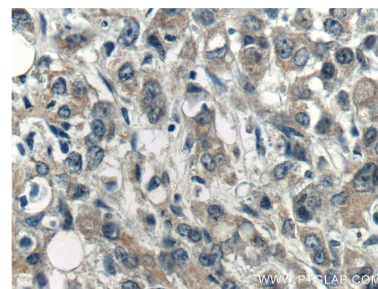
Selected Validation Data



SGC-7901 cells were subjected to SDS PAGE followed by western blot with 15866-1-AP (USP45 antibody) at dilution of 1:1500 incubated at room temperature for 1.5 hours.



Immunohistochemical analysis of paraffin-embedded human stomach cancer tissue slide using 15866-1-AP (USP45 Antibody) at dilution of 1:200 (under 10x lens).



Immunohistochemical analysis of paraffin-embedded human stomach cancer tissue slide using 15866-1-AP (USP45 Antibody) at dilution of 1:200 (under 40x lens).