

For Research Use Only

MFAP5 Polyclonal antibody

Catalog Number: 15727-1-AP

Featured Product

8 Publications



Basic Information

Catalog Number:

15727-1-AP

Concentration:

550 µg/ml

Source:

Rabbit

Isotype:

IgG

Immunogen Catalog Number:

AG8467

GenBank Accession Number:

BC005901

GeneID (NCBI):

8076

UNIPROT ID:

Q13361

Full Name:

microfibrillar associated protein 5

Calculated MW:

173 aa, 20 kDa

Observed MW:

20-25 kDa

Purification Method:

Antigen affinity purification

Recommended Dilutions:

WB 1:1000-1:4000

IHC 1:400-1:1600

Applications

Tested Applications:

WB, IHC, ELISA

Cited Applications:

WB, IHC

Species Specificity:

human

Cited Species:

human

Note-IHC: suggested antigen retrieval with TE buffer pH 9.0; (*) Alternatively, antigen retrieval may be performed with citrate buffer pH 6.0

Positive Controls:

WB : HeLa cells,

IHC : human colon tissue, human placenta tissue

Background Information

Notable Publications

Author	Pubmed ID	Journal	Application
Yumin Ke	36531033	Front Oncol	IHC
Z Chen	31190277	Clin Transl Oncol	WB
Patricia Marti	26173433	Hepatology	WB, IHC

Storage

Storage:

Store at -20°C. Stable for one year after shipment.

Storage Buffer:

PBS with 0.02% sodium azide and 50% glycerol pH 7.3.

Aliquoting is unnecessary for -20°C storage

For technical support and original validation data for this product please contact:

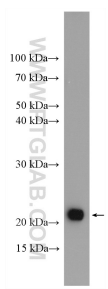
T: 4006900926

E: Proteintech-CN@ptglab.com

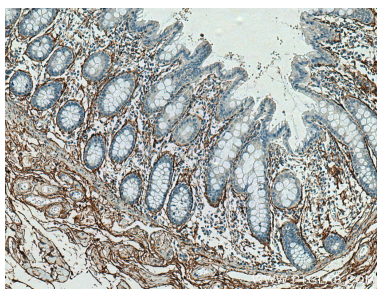
W: ptgcn.com

This product is exclusively available under Proteintech Group brand and is not available to purchase from any other manufacturer.

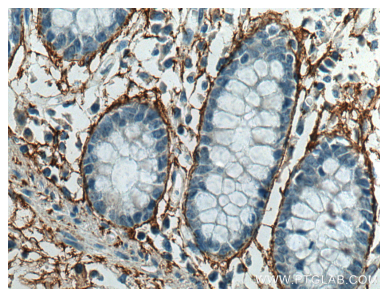
Selected Validation Data



HeLa cells were subjected to SDS PAGE followed by western blot with 15727-1-AP (MFAP5 antibody) at dilution of 1:3000 incubated at room temperature for 1.5 hours.



Immunohistochemical analysis of paraffin-embedded human colon tissue slide using 15727-1-AP (MFAP5 antibody) at dilution of 1:800 (under 10x lens). Heat mediated antigen retrieval with Tris-EDTA buffer (pH 9.0).



Immunohistochemical analysis of paraffin-embedded human colon tissue slide using 15727-1-AP (MFAP5 antibody) at dilution of 1:800 (under 40x lens). Heat mediated antigen retrieval with Tris-EDTA buffer (pH 9.0).