

For Research Use Only

# UBE2H Polyclonal antibody

Catalog Number: 15685-1-AP



## Basic Information

Catalog Number:

15685-1-AP

Size:

450 µg/ml

Source:

Rabbit

Isotype:

IgG

Immunogen Catalog Number:

AG8187

GenBank Accession Number:

BC006277

GeneID (NCBI):

7328

UNIPROT ID:

P62256

Full Name:

ubiquitin-conjugating enzyme E2H  
(UBC8 homolog, yeast)

Calculated MW:

183 aa, 21 kDa

Observed MW:

21 kDa

Purification Method:

Antigen affinity purification

Recommended Dilutions:

WB 1:500-1:2000

IHC 1:20-1:200

## Applications

Tested Applications:

IHC, WB, ELISA

Species Specificity:

human, mouse, rat

**Note-IHC: suggested antigen retrieval with  
TE buffer pH 9.0; (\*) Alternatively, antigen  
retrieval may be performed with citrate  
buffer pH 6.0**

Positive Controls:

WB : HEK-293 cells, mouse brain tissue, mouse kidney  
tissue, HeLa cells, rat brain tissue, rat kidney tissue

IHC : human colon tissue,

## Background Information

### Storage

Storage:

Store at -20°C. Stable for one year after shipment.

Storage Buffer:

PBS with 0.02% sodium azide and 50% glycerol pH 7.3.

Aliquoting is unnecessary for -20°C storage

For technical support and original validation data for this product please contact:


T: 4006900926

E: [Proteintech-CN@ptglab.com](mailto:Proteintech-CN@ptglab.com)

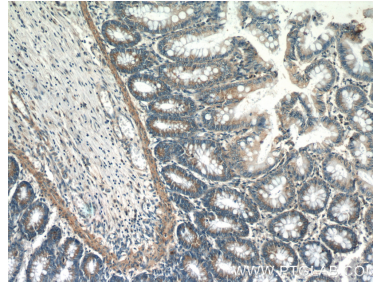
W: [ptgcn.com](http://ptgcn.com)

**This product is exclusively available under Proteintech  
Group brand and is not available to purchase from any  
other manufacturer.**

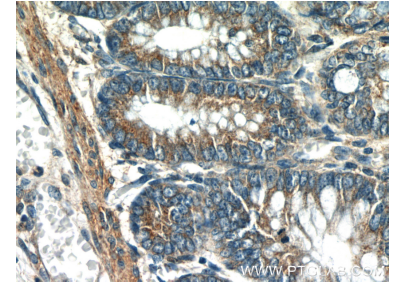
## Selected Validation Data



Various lysates were subjected to SDS PAGE followed by western blot with 15685-1-AP (UBE2H antibody) at dilution of 1:1000 incubated at room temperature for 1.5 hours.



Immunohistochemical analysis of paraffin-embedded human colon slide using 15685-1-AP (UBE2H Antibody) at dilution of 1:50.



Immunohistochemical analysis of paraffin-embedded human colon slide using 15685-1-AP (UBE2H Antibody) at dilution of 1:50.