

For Research Use Only

FAPP2 Polyclonal antibody

Catalog Number: 15410-1-AP

Featured Product

4 Publications



Basic Information

Catalog Number:

15410-1-AP

Size:

450 µg/ml

Source:

Rabbit

Isotype:

IgG

Immunogen Catalog Number:

AG7677

GenBank Accession Number:

BC002838

GeneID (NCBI):

84725

UNIPROT ID:

Q96JA3

Full Name:

pleckstrin homology domain
containing, family A
(phosphoinositide binding specific)
member 8

Calculated MW:

58 kDa

Observed MW:

49-58 kDa, 65 kDa

Purification Method:

Antigen affinity purification

Recommended Dilutions:

WB 1:500-1:1000

IHC 1:20-1:200

Applications

Tested Applications:

IHC, WB, ELISA

Cited Applications:

WB, IHC

Species Specificity:

human, mouse, rat

Cited Species:

human, mouse

Positive Controls:

WB : mouse brain tissue,

IHC : human kidney tissue,

**Note-IHC: suggested antigen retrieval with
TE buffer pH 9.0; (*) Alternatively, antigen
retrieval may be performed with citrate
buffer pH 6.0**

Background Information

Notable Publications

Author	Pubmed ID	Journal	Application
Tian Yuan	34796518	Hematol Oncol	WB
Jingde Chen	30408464	Exp Cell Res	WB
Qi Zhu	32045359	Reproduction	WB, IHC

Storage

Storage:

Store at -20°C. Stable for one year after shipment.

Storage Buffer:

PBS with 0.02% sodium azide and 50% glycerol pH 7.3.

Aliquoting is unnecessary for -20°C storage

For technical support and original validation data for this product please contact:


T: 4006900926

E: Proteintech-CN@ptglab.com

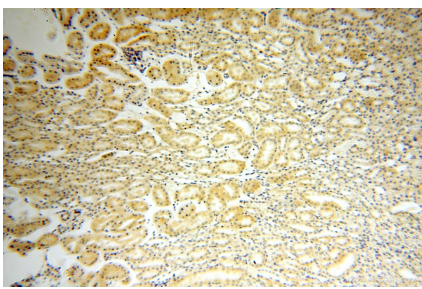
W: ptgcn.com

This product is exclusively available under Proteintech Group brand and is not available to purchase from any other manufacturer.

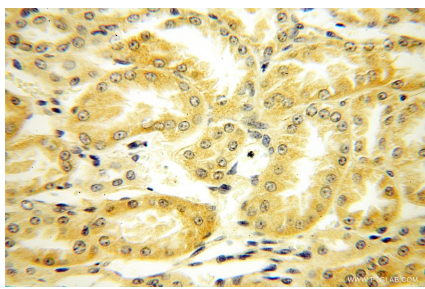
Selected Validation Data



mouse brain tissue were subjected to SDS PAGE followed by western blot with 15410-1-AP (PLEKHA8 antibody) at dilution of 1:800 incubated at room temperature for 1.5 hours.



Immunohistochemical analysis of paraffin-embedded human kidney using 15410-1-AP (PLEKHA8 antibody) at dilution of 1:50 (under 10x lens).



Immunohistochemical analysis of paraffin-embedded human kidney using 15410-1-AP (PLEKHA8 antibody) at dilution of 1:50 (under 40x lens).