

For Research Use Only

SURF1 Polyclonal antibody, PBS Only

Catalog Number: 15379-1-PBS

Featured Product



Basic Information

Catalog Number:

15379-1-PBS

Concentration:

1 mg/ml

Source:

Rabbit

Isotype:

IgG

Immunogen Catalog Number:

AG3959

GenBank Accession Number:

BC028314

GeneID (NCBI):

6834

UNIPROT ID:

Q15526

Full Name:

surfeit 1

Calculated MW:

33 kDa

Observed MW:

30-31 kDa

Purification Method:

Antigen affinity purification

Applications

Tested Applications:

WB, IHC, IF/ICC, IP, Indirect ELISA

Species Specificity:

human, rat

Background Information

Storage

Storage:

Store at -80°C.

The product is shipped with ice packs. Upon receipt, store it immediately at -80°C

Storage Buffer:

PBS only, pH7.3

For technical support and original validation data for this product please contact:

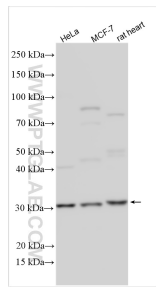
T: 4006900926

E: Proteintech-CN@ptglab.com

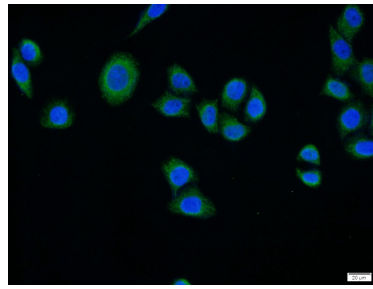
W: ptgcn.com

This product is exclusively available under Proteintech Group brand and is not available to purchase from any other manufacturer.

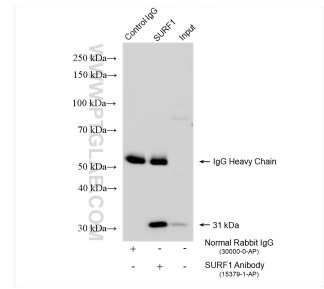
Selected Validation Data



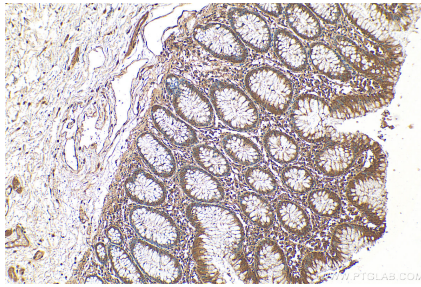
Various lysates were subjected to SDS PAGE followed by western blot with 15379-1-AP (SURF1 antibody) at dilution of 1:1000 incubated at room temperature for 1.5 hours. This data was developed using the same antibody clone with 15379-1-PBS in a different storage buffer formulation.



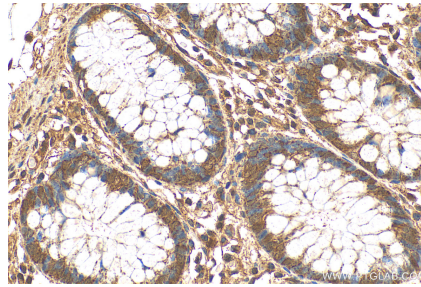
Immunofluorescent analysis of HeLa cells using 15379-1-AP (SURF1 antibody) at dilution of 1:50 and Alexa Fluor 488-conjugated AffiniPure Goat Anti-Rabbit IgG(H+L). This data was developed using the same antibody clone with 15379-1-PBS in a different storage buffer formulation.



IP result of anti-SURF1 (IP:15379-1-AP, 4ug; Detection:15379-1-AP 1:2000) with HeLa cells lysate 1575 ug. This data was developed using the same antibody clone with 15379-1-PBS in a different storage buffer formulation.



Immunohistochemical analysis of paraffin-embedded human colon tissue slide using 15379-1-AP (SURF1 antibody) at dilution of 1:200 (under 10x lens). Heat mediated antigen retrieval with Tris-EDTA buffer (pH 9.0). This data was developed using the same antibody clone with 15379-1-PBS in a different storage buffer formulation.



Immunohistochemical analysis of paraffin-embedded human colon tissue slide using 15379-1-AP (SURF1 antibody) at dilution of 1:200 (under 40x lens). Heat mediated antigen retrieval with Tris-EDTA buffer (pH 9.0). This data was developed using the same antibody clone with 15379-1-PBS in a different storage buffer formulation.