

For Research Use Only

C7orf49 Polyclonal antibody, PBS Only

Catalog Number:15076-1-PBS



Basic Information

Catalog Number:

15076-1-PBS

Source:

Rabbit

Isotype:

IgG

Immunogen Catalog Number:

AG7148

GenBank Accession Number:

BC000168

GeneID (NCBI):

78996

UNIPROT ID:

Q9BWK5

Full Name:

chromosome 7 open reading frame 49

Calculated MW:

17 kDa

Purification Method:

Antigen affinity purification

Applications

Tested Applications:

IHC, Indirect ELISA

Species Specificity:

human

Background Information

C7orf49, also named as MRI, may act as a regulator of proteasome.

Storage

Storage:

Store at -80°C.

The product is shipped with ice packs. Upon receipt, store it immediately at -80°C

Storage Buffer:

PBS only, pH7.3

For technical support and original validation data for this product please contact:

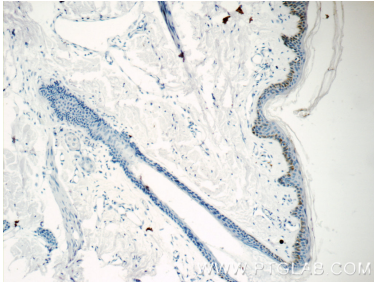
T: 4006900926

E: Proteintech-CN@ptglab.com

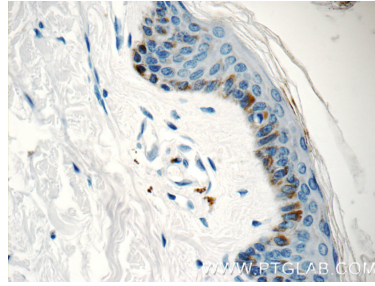
W: ptgcn.com

This product is exclusively available under Proteintech Group brand and is not available to purchase from any other manufacturer.

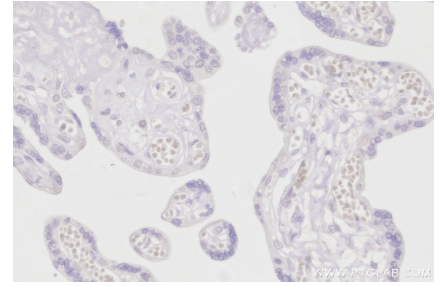
Selected Validation Data



Immunohistochemical analysis of paraffin-embedded human skin tissue slide using 15076-1-AP (C7orf49 Antibody) at dilution of 1:25 (under 10x lens). This data was developed using the same antibody clone with 15076-1-PBS in a different storage buffer formulation.



Immunohistochemical analysis of paraffin-embedded human skin tissue slide using 15076-1-AP (C7orf49 Antibody) at dilution of 1:25 (under 40x lens). This data was developed using the same antibody clone with 15076-1-PBS in a different storage buffer formulation.



Immunohistochemical analysis of paraffin-embedded human placenta tissue slide using 15076-1-AP (C7orf49 antibody) at dilution of 1:200 (under 40x lens). Heat mediated antigen retrieval with Tris-EDTA buffer (pH 9.0). This data was developed using the same antibody clone with 15076-1-PBS in a different storage buffer formulation.