

For Research Use Only

AK1 Polyclonal antibody, PBS Only

Catalog Number: 14978-1-PBS



Basic Information

Catalog Number:

14978-1-PBS

Concentration:

1 mg/ml

Source:

Rabbit

Isotype:

IgG

Immunogen Catalog Number:

AG6890

GenBank Accession Number:

BC001116

GeneID (NCBI):

203

UNIPROT ID:

P00568

Full Name:

adenylate kinase 1

Calculated MW:

22 kDa

Observed MW:

22 kDa

Purification Method:

Antigen affinity purification

Applications

Tested Applications:

WB, IHC, Indirect ELISA

Species Specificity:

human, mouse, rat

Background Information

Storage

Storage:

Store at -80°C.

The product is shipped with ice packs. Upon receipt, store it immediately at -80°C

Storage Buffer:

PBS Only

For technical support and original validation data for this product please contact:

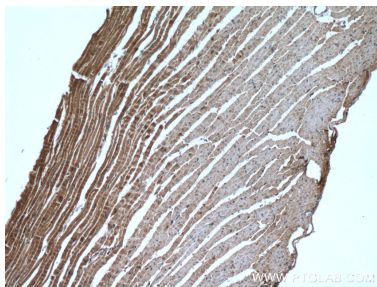
T: 4006900926

E: Proteintech-CN@ptglab.com

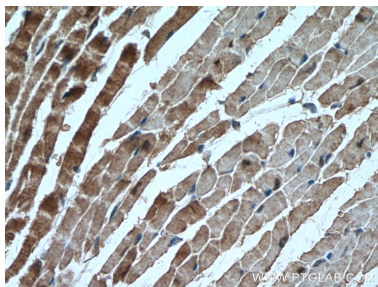
W: ptgcn.com

This product is exclusively available under Proteintech Group brand and is not available to purchase from any other manufacturer.

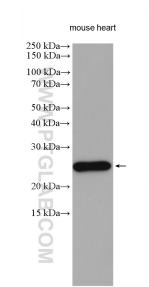
Selected Validation Data



Immunohistochemical analysis of paraffin-embedded mouse heart tissue slide using 14978-1-AP (AK1 antibody) at dilution of 1:200 (under 10x lens). Heat mediated antigen retrieval with Tris-EDTA buffer (pH 9.0). This data was developed using the same antibody clone with 14978-1-PBS in a different storage buffer formulation.



Immunohistochemical analysis of paraffin-embedded mouse heart tissue slide using 14978-1-AP (AK1 antibody) at dilution of 1:200 (under 40x lens). Heat mediated antigen retrieval with Tris-EDTA buffer (pH 9.0). This data was developed using the same antibody clone with 14978-1-PBS in a different storage buffer formulation.



mouse heart lysates were subjected to SDS PAGE followed by western blot with 14978-1-AP (AK1 antibody) at dilution of 1:1500 incubated at room temperature for 1.5 hours. This data was developed using the same antibody clone with 14978-1-PBS in a different storage buffer formulation.