

For Research Use Only

UQCR Polyclonal antibody, PBS Only

Catalog Number:14793-1-PBS



Basic Information

Catalog Number:

14793-1-PBS

Concentration:

1 mg/ml

Source:

Rabbit

Isotype:

IgG

Immunogen Catalog Number:

AG6491

GenBank Accession Number:

BC000462

GeneID (NCBI):

10975

UNIPROT ID:

O14957

Full Name:

ubiquinol-cytochrome c reductase,

6.4kDa subunit

Calculated MW:

6 kDa

Observed MW:

6 kDa

Purification Method:

Antigen affinity purification

Applications

Tested Applications:

WB, IHC, Indirect ELISA

Species Specificity:

human, mouse, rat

Background Information

Storage

Storage:

Store at -80°C.

The product is shipped with ice packs. Upon receipt, store it immediately at -80°C

Storage Buffer:

PBS only, pH7.3

For technical support and original validation data for this product please contact:

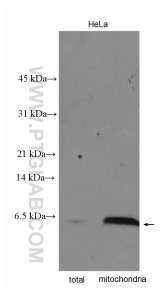
T: 4006900926

E: Proteintech-CN@ptglab.com

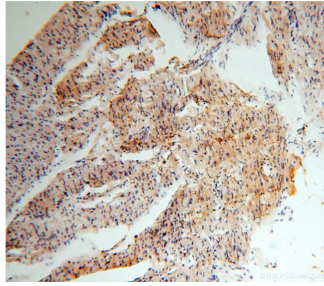
W: ptgcn.com

This product is exclusively available under Proteintech Group brand and is not available to purchase from any other manufacturer.

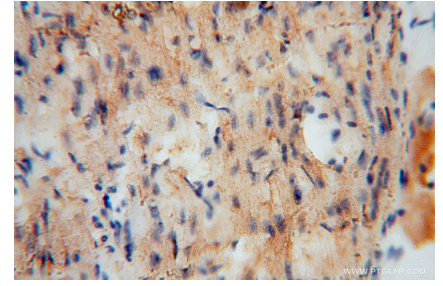
Selected Validation Data



The lysate of total HeLa cells and mitochondria extracted from HeLa cells were subjected to SDS PAGE followed by western blot with 14793-1-AP (UQCR antibody) at dilution of 1:1000 incubated at room temperature for 1.5 hours. This data was developed using the same antibody clone with 14793-1-PBS in a different storage buffer formulation.



Immunohistochemical analysis of paraffin-embedded human heart using 14793-1-AP (UQCR antibody) at dilution of 1:50 (under 10x lens). This data was developed using the same antibody clone with 14793-1-PBS in a different storage buffer formulation.



Immunohistochemical analysis of paraffin-embedded human heart using 14793-1-AP (UQCR antibody) at dilution of 1:50 (under 40x lens). This data was developed using the same antibody clone with 14793-1-PBS in a different storage buffer formulation.