

For Research Use Only

RNPEP Polyclonal antibody

Catalog Number: 14764-1-AP

Featured Product

2 Publications



Basic Information

Catalog Number:

14764-1-AP

Size:

350 ug/ml

Source:

Rabbit

Isotype:

IgG

Immunogen Catalog Number:

AG6526

GenBank Accession Number:

BC001064

GeneID (NCBI):

6051

UNIPROT ID:

Q9H4A4

Full Name:

arginyl aminopeptidase
(aminopeptidase B)

Calculated MW:

72 kDa

Observed MW:

72 kDa

Purification Method:

Antigen affinity purification

Recommended Dilutions:

WB 1:1000-1:4000

IP 0.5-4.0 ug for 1.0-3.0 mg of total
protein lysate

IHC 1:100-1:400

Applications

Tested Applications:

WB, IHC, IP, ELISA

Cited Applications:

WB

Species Specificity:

human, mouse, rat

Cited Species:

human, mouse

**Note-IHC: suggested antigen retrieval with
TE buffer pH 9.0; (*) Alternatively, antigen
retrieval may be performed with citrate
buffer pH 6.0**

Positive Controls:

WB : HL-60 cells, HepG2 cells, A549 cells, HeLa cells, K-
562 cells, mouse liver tissue, rat liver tissue

IP : A549 cells,

IHC : human lung cancer tissue,

Background Information

Notable Publications

| Author | Pubmed ID | Journal | Application |
|-------------------|-----------|------------|-------------|
| Natasha L Pacheco | 29090078 | Mol Autism | WB |
| Yuankun Chen | 39658708 | Cancer Sci | WB |

Storage

Storage:

Store at -20°C. Stable for one year after shipment.

Storage Buffer:

PBS with 0.02% sodium azide and 50% glycerol pH 7.3.

Aliquoting is unnecessary for -20°C storage

For technical support and original validation data for this product please contact:

T: 4006900926

E: Proteintech-CN@ptglab.com

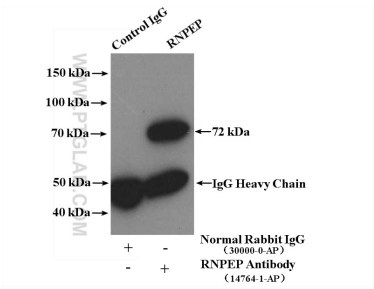
W: ptgcn.com

This product is exclusively available under Proteintech Group brand and is not available to purchase from any other manufacturer.

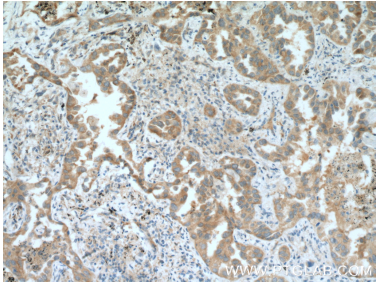
Selected Validation Data



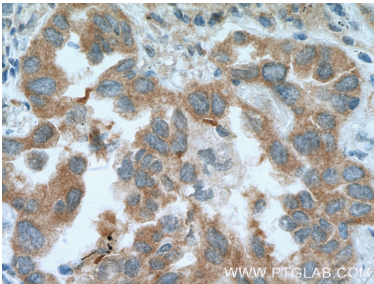
Various lysates were subjected to SDS PAGE followed by western blot with 14764-1-AP (RNPEP antibody) at dilution of 1:2000 incubated at room temperature for 1.5 hours.



IP result of anti-RNPEP (IP:14764-1-AP, 4ug; Detection:14764-1-AP 1:500) with A549 cells lysate 2000ug.



Immunohistochemical analysis of paraffin-embedded human lung cancer tissue slide using 14764-1-AP (RNPEP Antibody) at dilution of 1:200 (under 10x lens). Heat mediated antigen retrieval with Tris-EDTA buffer (pH 9.0).



Immunohistochemical analysis of paraffin-embedded human lung cancer tissue slide using 14764-1-AP (RNPEP Antibody) at dilution of 1:200 (under 40x lens). Heat mediated antigen retrieval with Tris-EDTA buffer (pH 9.0).