

For Research Use Only

ZADH2 Polyclonal antibody

Catalog Number: 14679-1-AP



Basic Information

Catalog Number:

14679-1-AP

Size:

300 µg/ml

Source:

Rabbit

Isotype:

IgG

Immunogen Catalog Number:

AG6390

GenBank Accession Number:

BC078661

GeneID (NCBI):

284273

UNIPROT ID:

Q8N4Q0

Full Name:

zinc binding alcohol dehydrogenase domain containing 2

Calculated MW:

40 kDa

Observed MW:

40 kDa

Purification Method:

Antigen affinity purification

Recommended Dilutions:

WB 1:500-1:1000

IHC 1:20-1:200

Applications

Tested Applications:

IHC, WB, ELISA

Species Specificity:

human, mouse, rat

Note-IHC: suggested antigen retrieval with TE buffer pH 9.0; (*) Alternatively, antigen retrieval may be performed with citrate buffer pH 6.0

Positive Controls:

WB : mouse brain tissue,

IHC : human pancreas cancer tissue,

Background Information

Storage

Storage:

Store at -20°C. Stable for one year after shipment.

Storage Buffer:

PBS with 0.02% sodium azide and 50% glycerol pH 7.3.

Aliquoting is unnecessary for -20°C storage

For technical support and original validation data for this product please contact:


T: 4006900926

E: Proteintech-CN@ptglab.com

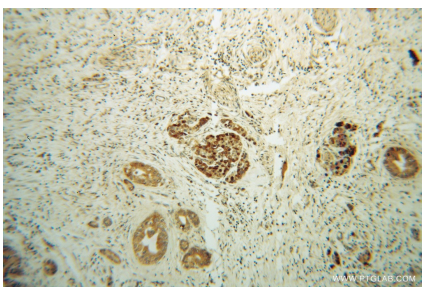
W: ptgcn.com

This product is exclusively available under Proteintech Group brand and is not available to purchase from any other manufacturer.

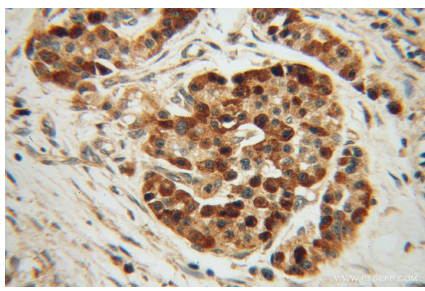
Selected Validation Data



mouse brain tissue were subjected to SDS PAGE followed by western blot with 14679-1-AP (ZADH2 antibody) at dilution of 1:1000 incubated at room temperature for 1.5 hours.



Immunohistochemical analysis of paraffin-embedded human pancreas cancer using 14679-1-AP (ZADH2 antibody) at dilution of 1:50 (under 10x lens).



Immunohistochemical analysis of paraffin-embedded human pancreas cancer using 14679-1-AP (ZADH2 antibody) at dilution of 1:50 (under 40x lens).