

AKAP14 Polyclonal antibody

Catalog Number: 14622-1-AP

Basic Information

Catalog Number:

14622-1-AP

Size:

300 µg/ml

Source:

Rabbit

Isotype:

IgG

Immunogen Catalog Number:

AG6255

GenBank Accession Number:

BC066357

GeneID (NCBI):

158798

UNIPROT ID:

Q86UN6

Full Name:

A kinase (PRKA) anchor protein 14

Calculated MW:

23 kDa

Observed MW:

28 kDa

Purification Method:

Antigen affinity purification

Recommended Dilutions:

WB 1:500-1:1000

IHC 1:20-1:200

Applications

Tested Applications:

IHC, WB, ELISA

Species Specificity:

human

Note-IHC: suggested antigen retrieval with TE buffer pH 9.0; (*) Alternatively, antigen retrieval may be performed with citrate buffer pH 6.0

Positive Controls:

WB : Jurkat cells, human testis tissue

IHC : human kidney tissue, human brain tissue, human lung tissue, human ovary tissue, human placenta tissue, human testis tissue

Background Information

Storage

Storage:

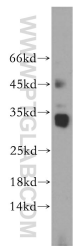
Store at -20°C. Stable for one year after shipment.

Storage Buffer:

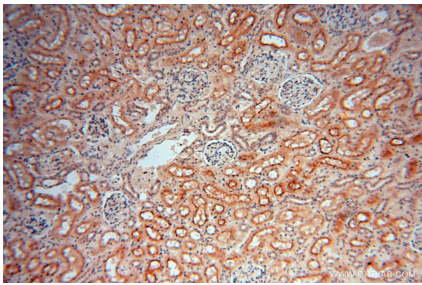
PBS with 0.02% sodium azide and 50% glycerol pH 7.3.

Aliquoting is unnecessary for -20°C storage

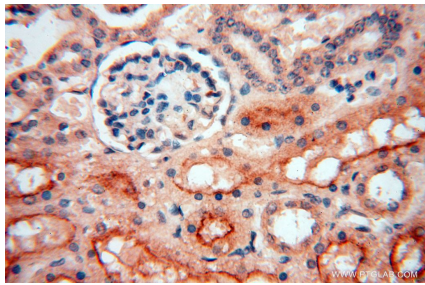
Selected Validation Data



Jurkat cells were subjected to SDS PAGE followed by western blot with 14622-1-AP (AKAP14 antibody) at dilution of 1:400 incubated at room temperature for 1.5 hours.



Immunohistochemical analysis of paraffin-embedded human kidney using 14622-1-AP (AKAP14 antibody) at dilution of 1:50 (under 10x lens).



Immunohistochemical analysis of paraffin-embedded human kidney using 14622-1-AP (AKAP14 antibody) at dilution of 1:50 (under 40x lens).