

For Research Use Only

MEMO1 Polyclonal antibody, PBS Only

Catalog Number: 14604-1-PBS

Featured Product



Basic Information

Catalog Number:

14604-1-PBS

Size:

1 mg/ml

Source:

Rabbit

Isotype:

IgG

Immunogen Catalog Number:

AG6151

GenBank Accession Number:

BC070046

GeneID (NCBI):

51072

UNIPROT ID:

Q9Y316

Full Name:

mediator of cell motility 1

Calculated MW:

34 kDa

Observed MW:

31-34 kDa

Purification Method:

Antigen affinity purification

Applications

Tested Applications:

WB, IHC, IF/ICC, Indirect ELISA

Species Specificity:

human, mouse, rat

Background Information

Storage

Storage:

Store at -80°C.

The product is shipped with ice packs. Upon receipt, store it immediately at -80°C

Storage Buffer:

PBS Only

For technical support and original validation data for this product please contact:


T: 4006900926

E: Proteintech-CN@ptglab.com

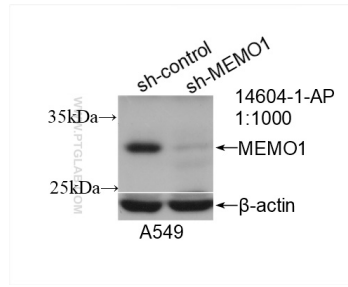
W: ptgcn.com

This product is exclusively available under Proteintech Group brand and is not available to purchase from any other manufacturer.

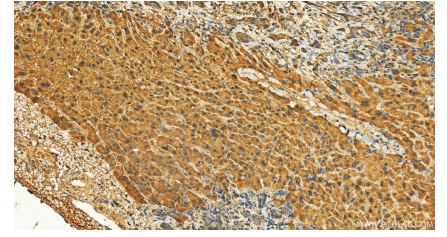
Selected Validation Data



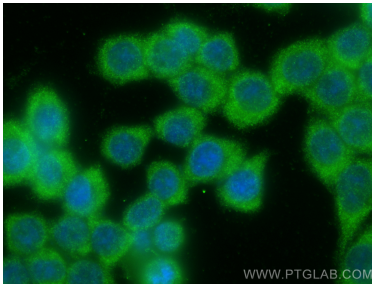
Various lysates were subjected to SDS PAGE followed by western blot with 14604-1-AP (MEMO1 antibody) at dilution of 1:500 incubated at room temperature for 1.5 hours. This data was developed using the same antibody clone with 14604-1-PBS in a different storage buffer formulation.



WB result of MEMO1 antibody (14604-1-AP; 1:1000; incubated at room temperature for 1.5 hours) with sh-Control and sh-MEMO1 transfected A549 cells. This data was developed using the same antibody clone with 14604-1-PBS in a different storage buffer formulation.



Immunohistochemical analysis of paraffin-embedded human intrahepatic cholangiocarcinoma tissue slide using 14604-1-AP (MEMO1 antibody) at dilution of 1:200 (under 20x lens). Heat mediated antigen retrieval with Tris-EDTA buffer (pH 9.0). This data was developed using the same antibody clone with 14604-1-PBS in a different storage buffer formulation.



Immunofluorescent analysis of (-20°C Ethanol) fixed BxPC-3 cells using MEMO1 antibody (14604-1-AP) at dilution of 1:400 and CoraLite®488-Conjugated Goat Anti-Rabbit IgG(H+L) (SA00013-2). This data was developed using the same antibody clone with 14604-1-PBS in a different storage buffer formulation.